



TABIB
surgical

DENTAL

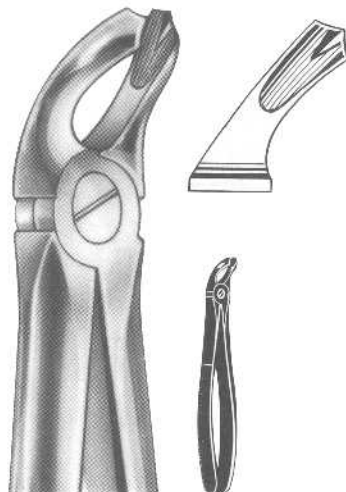
INSTRUMENTS

Table of Contents

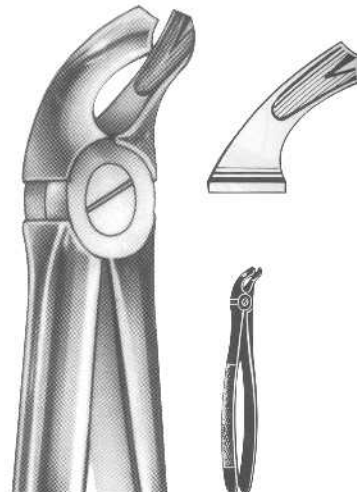
| S.No | Descriptions | Page No |
|------|---|----------------------------|
| 1 | Extracting Forceps - English Pattern | Click here |
| 2 | Root Elevators | Click here |
| 3 | Filling Instruments | Click here |
| 4 | Periodontal Curettes and Filling Instruments | Click here |
| 5 | Dental Probes | Click here |
| 6 | Burnishers and Pocket Probes Scalars | Click here |
| 7 | Periodontal Instruments | Click here |
| 8 | Periodontia Instruments and Mallets | Click here |
| 9 | Gracey Curettes | Click here |
| 10 | Curettes and Scalars | Click here |
| 11 | Bone Curettes | Click here |
| 12 | Modelling Instruments | Click here |
| 13 | Measuring Instruments | Click here |
| 14 | Wax Knives | Click here |
| 15 | Plaster Knives | Click here |
| 16 | Diagnostic | Click here |
| 17 | Endodontic Instruments | Click here |
| 18 | Excavators | Click here |
| 19 | Handles for Mouth Mirrors and Mouth Mirrors | Click here |
| 20 | Cement Spatulas | Click here |
| 21 | Spatulas for Plaster and Alginate | Click here |
| 22 | Needle Holders | Click here |
| 23 | Needle Holders & Stainless Steel Saliva Ejectors | Click here |
| 24 | Water Syringes | Click here |
| 25 | Syringes, Rulers, Band Adaptor, Position Gauge | Click here |
| 26 | Dental Syringes | Click here |
| 27 | Intra-Ligamental Syringes & Dental Syringes | Click here |
| 28 | Dental Tweezers | Click here |
| 29 | Rubber Dam Clamp Forceps | Click here |
| 30 | Matrix Retainers and Matrix Bands | Click here |
| 31 | Dental Crown Removers, Scissors, Forceps, Amalgum Guns & Carriers | Click here |
| 32 | Amalgum Guns and Carriers | Click here |
| 33 | Copper Ring Removing Pliers, Paper Articulator Forceps | Click here |
| 34 | Rongeurs | Click here |
| 35 | Bone Elevators | Click here |
| 36 | Bone Files and Chisels | Click here |
| 37 | Pliers for Orthodontics | Click here |
| 38 | Stainless Steel Impression Trays | Click here |
| 39 | Articulators | Click here |
| 40 | Hollowware's | Click here |



TS-1006
Fig 19
upper wisdoms



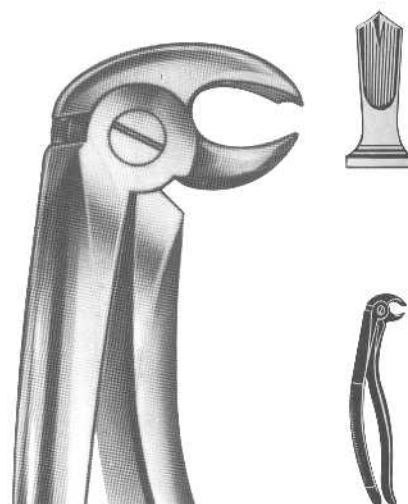
TS-1007
Fig 20
lower wisdoms



TS-1008
Fig 21
lower molars



TS-1009
Fig 22
lower molars



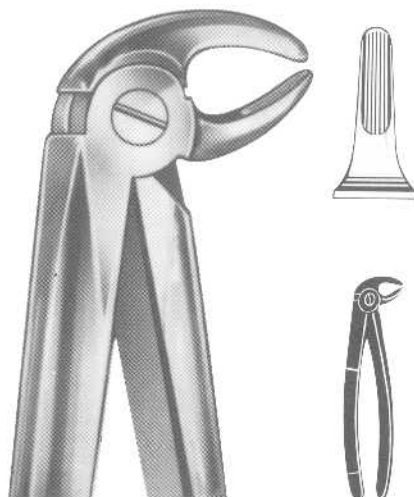
TS-1010
Fig 22 A
Albrecht
lower molars



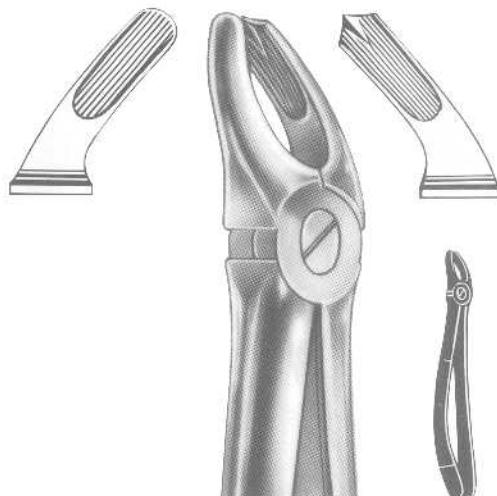
Extracting Forceps - English Pattern



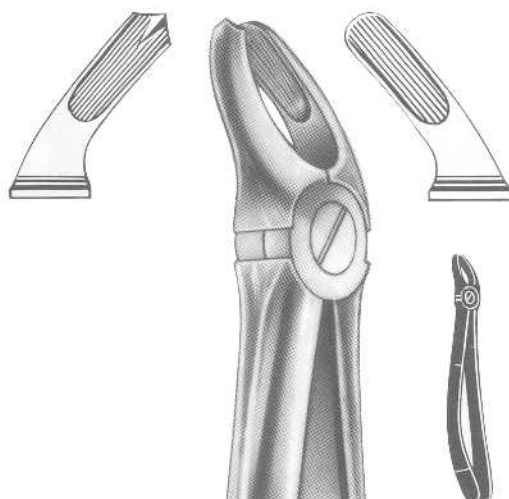
TS-1001
Fig 8
lower premolars



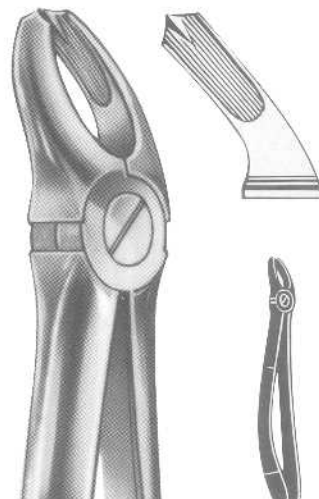
TS-1002
Fig 13
lower premolars



TS-1003
Fig 17
upper molars, right



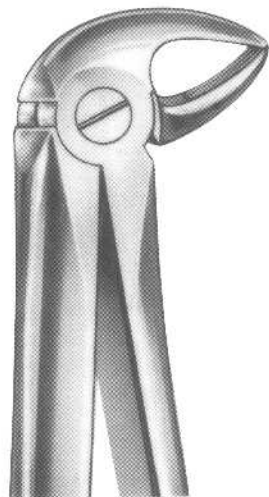
TS-1004
Fig 18
upper molars, left



TS-1005
Fig 18 A
upper molars




TS-1011
Fig 33 A
lower roots



TS-1012
Fig 33 B
lower roots




TS-1013
Fig 33 L
lower roots



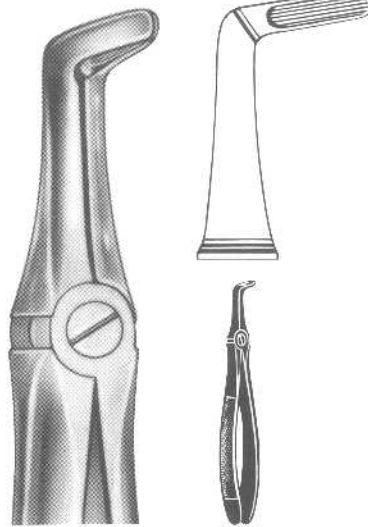
TS-1014
Fig 33 L
lower roots



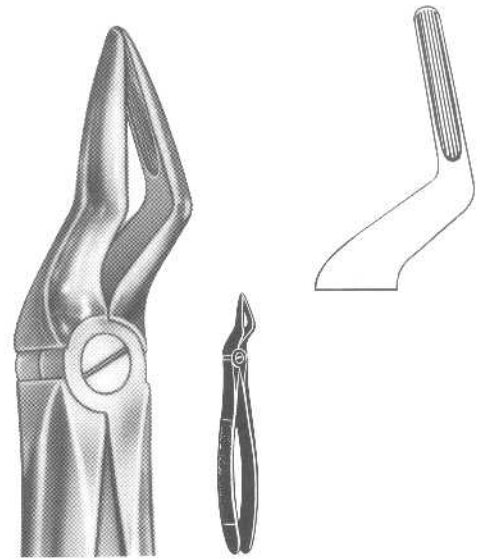
TS-1015
Fig 33 S
lower roots, for children



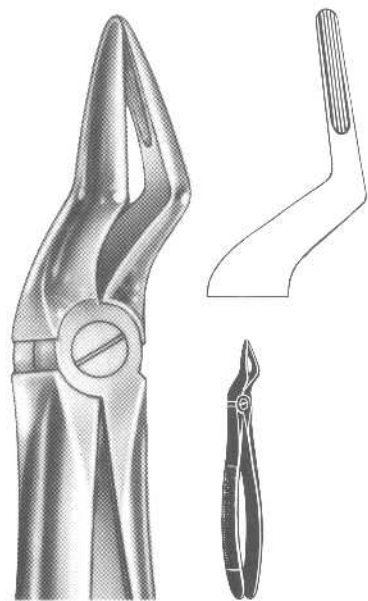
TS-1016
Fig 44
upper roots



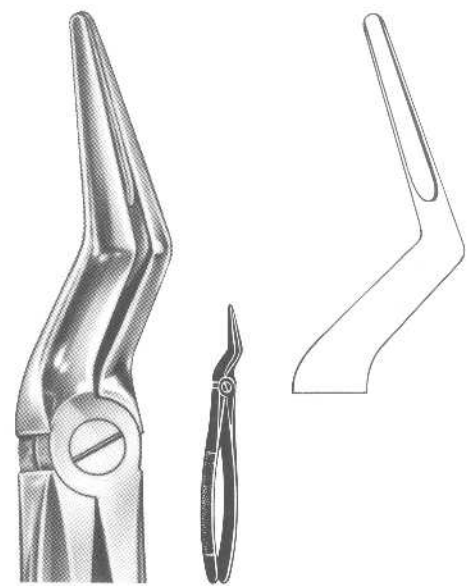
TS-1017
Fig 45
lower roots



TS-1018
Fig 12
upper roots



TS-1019
Fig 51 A
upper roots



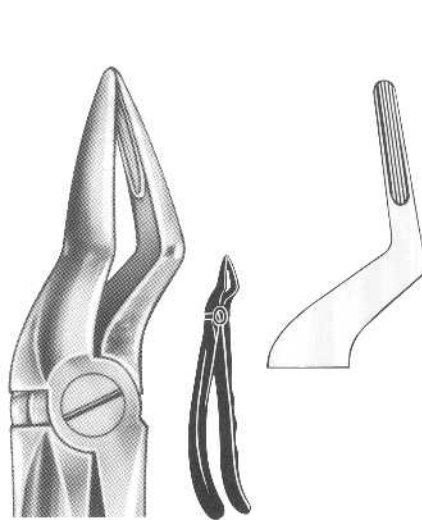
TS-1020
Fig 51 L
upper roots



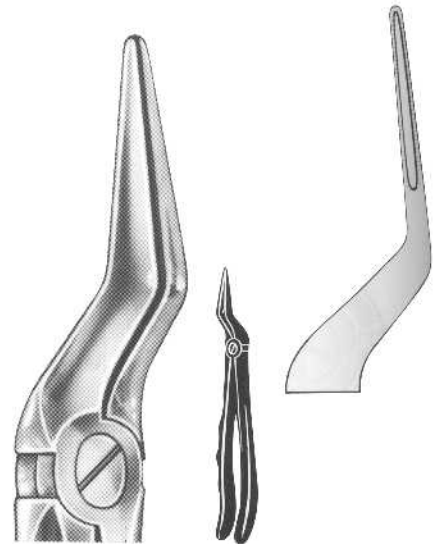
"Relax" - Extracting Forceps



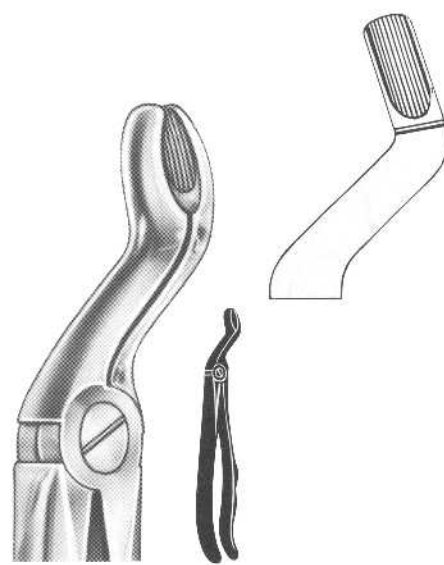
**Relax
TS-1021**
Fig 51
upper roots



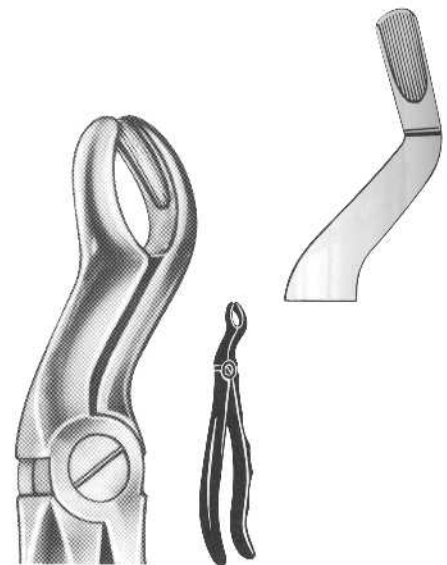
**Relax
TS-1022**
Fig 51 A
upper roots



**Relax
TS-1023**
Fig 51 L
upper roots



**Relax
TS-1024**
Fig 67
upper wisdoms



**Relax
TS-1025**
Fig 67 A
upper wisdoms



AK-1026
Fig 37
Upper incisors



WITH SERRATED TIPS

AK-1027
Fig 39
Upper molars



WITH SERRATED TIPS

AK-1028
Fig 39 R
Upper molars, right



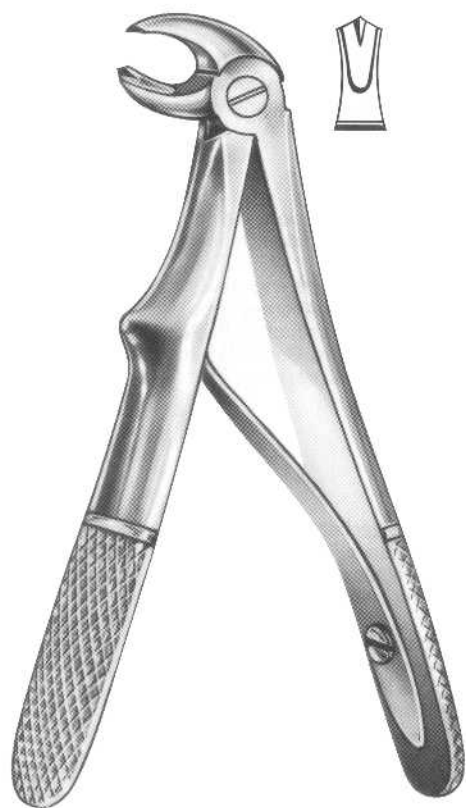
WITH SERRATED TIPS

AK-1029
Fig 39 L
Upper molars, left

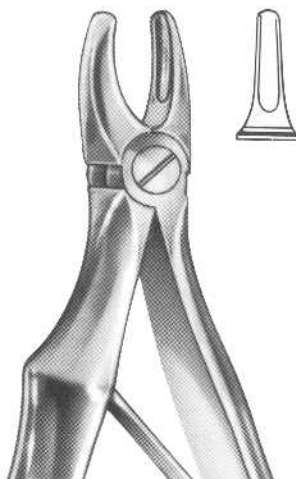


WITH SERRATED TIPS

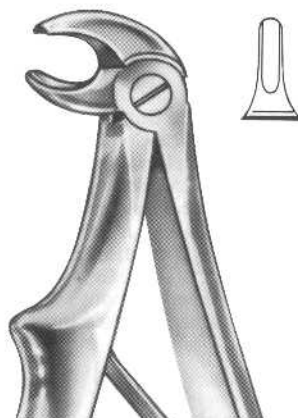
AK-1030
Fig 515
Upper roots



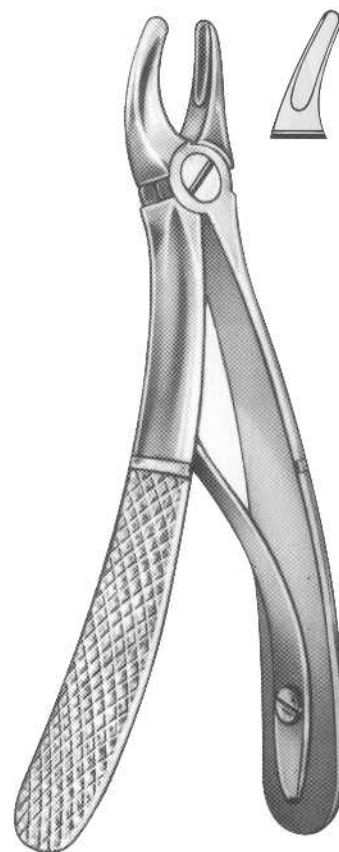
**Klein
TS-1031**
Fig 6
lower molars



**Klein
TS-1032**
Fig 137
upper incisors



**Klein
TS-1033**
Fig 5
lower incisors

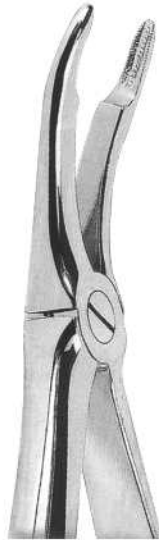


**Klein
TS-1034**
Fig 139
upper premolars




WITH SERRATED TIPS

TS-1035
Fig 43 A
Fractured or decayed upper teeth



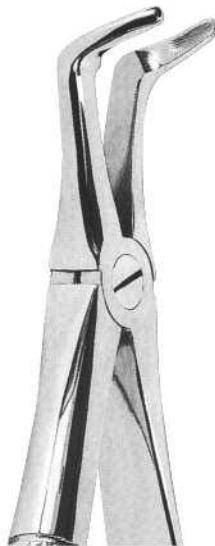
WITH SERRATED TIPS

TS-1036
Fig 44
Upper roots



WITH SERRATED TIPS

TS-1037
Fig 45
Lower roots



WITH SERRATED TIPS

TS-1038
Fig 46
Lower roots




WITH SERRATED TIPS

TS-1039
Fig 46 L
Lower roots



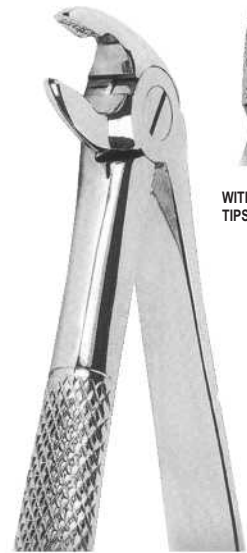
WITH SERRATED TIPS

TS-1050
Fig 59
Lower roots



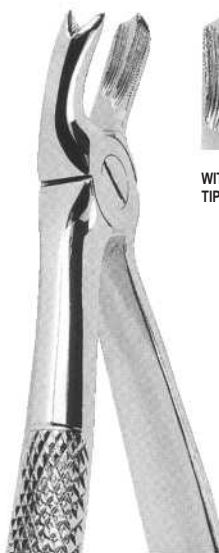
WITH SERRATED TIPS

TS-1051
Fig 59 L
Lower incisor roots



WITH SERRATED TIPS

TS-1052
Fig 60
Lower roots



WITH SERRATED TIPS

TS-1053
Fig 65 L
Upper molars, left



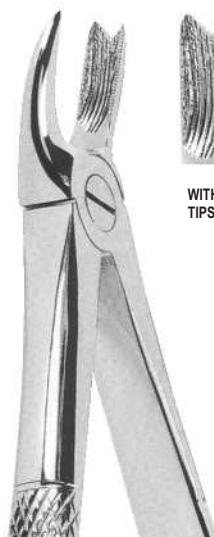
WITH SERRATED TIPS

TS-1054
Fig 65 R
Upper molars, right



TS-1055
Fig 66 L
Upper molars, left

WITH SERRATED
TIPS



TS-1056
Fig 66 R
Upper molars, right

WITH SERRATED
TIPS



TS-1057
Fig 67
Upper three molars

WITH SERRATED
TIPS



TS-1058
Fig 67 A
Upper third molars

WITH SERRATED
TIPS

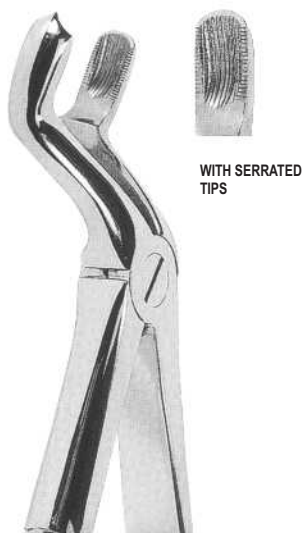


TS-1059
Fig 68
Lower roots


WITH SERRATED
TIPS



TS-1060
Fig 67½ L
Upper third molars, left



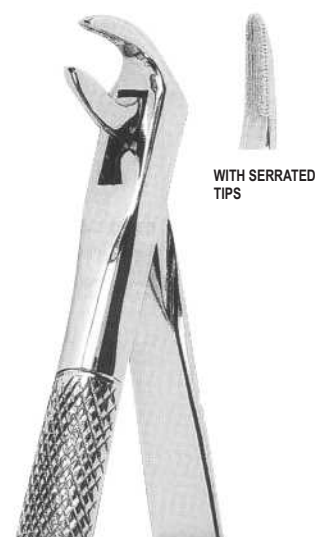
TS-1061
Fig 67½ R
Upper third molars, right



TS-1062
Fig 73
Lower molars



TS-1063
Fig 74
Lower roots




TS-1064
Fig 74 M
Lower roots



TS-1065
Fig 74 N
Lower roots



WITH SERRATED
TIPS



TS-1066
Fig 75
Lower canines and
premolars



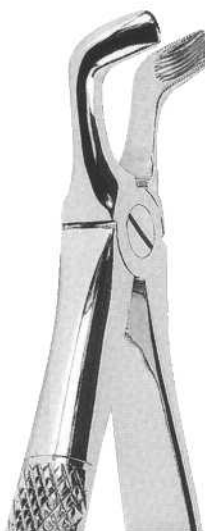
WITH SERRATED
TIPS



TS-1067
Fig 79
Lower third molars



WITH SERRATED
TIPS



TS-1068
Fig 79 A
Lower third molars




WITH SERRATED
TIPS



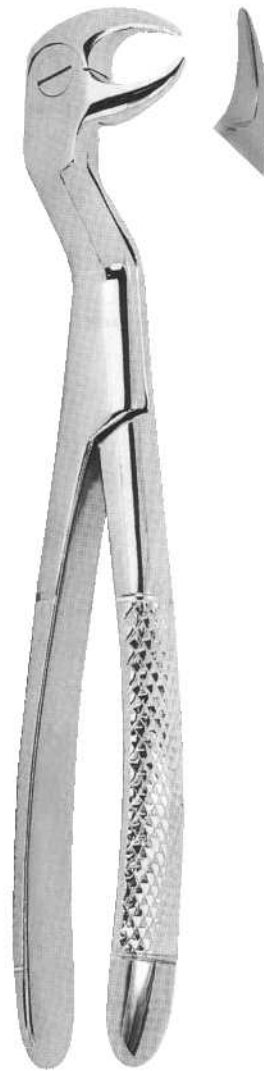
TS-1069
Fig 79 C
Lower third molars



WITH SERRATED
TIPS




TS-1070
Fig 86 W
Lower third molars



TS-1071
Fig 86½ L
Lower third molars, left



TS-1072
Fig 86½ R
Lower third molars, right



TS-1073
Fig 86 C
Lower molars




TS-1074
Fig 87
Lower decayed molars
or broken-down crowns



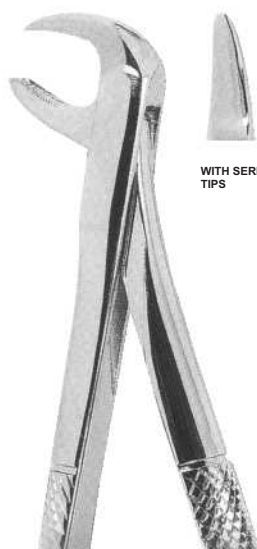
WITH SERRATED
TIPS

TS-1075
Fig 89
Upper molars, right



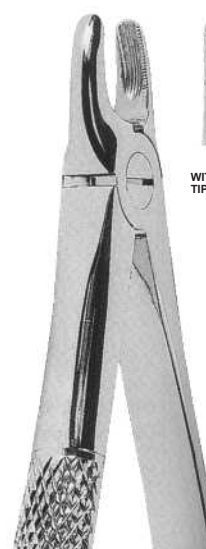
WITH SERRATED
TIPS

TS-1076
Fig 90
Upper molars, left



WITH SERRATED
TIPS

TS-1077
Fig 99
Broken-down lower molars



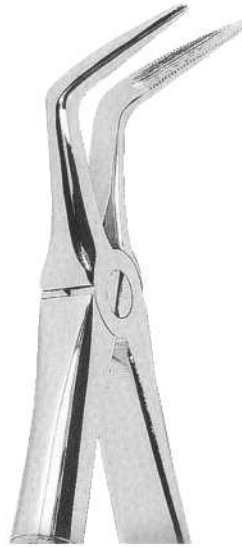
WITH SERRATED
TIPS

TS-1078
Fig 107
Upper canines



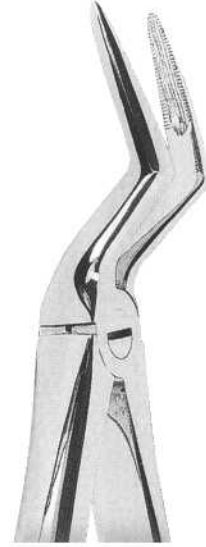
WITH SERRATED TIPS

TS-1079
Fig 121
Upper third molars



WITH SERRATED TIPS

TS-1080
Fig 145
Lower roots




WITH SERRATED TIPS

TS-1081
Fig 151½
Upper roots



WITH SERRATED TIPS

TS-1082
Fig 166
Universal extracting forceps for upper teeth, in particular molars and premolars



WITH SERRATED TIPS

TS-1083
Fig 167
Universal extracting forceps for lower teeth, in particular molars and premolars



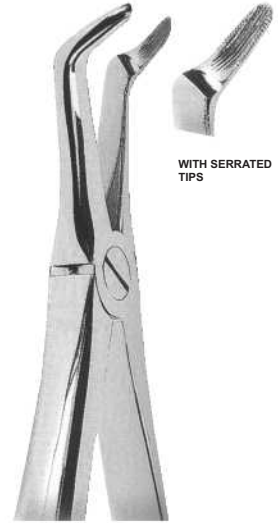
WITH SERRATED TIPS

TS-1084
Fig 168
Upper canines



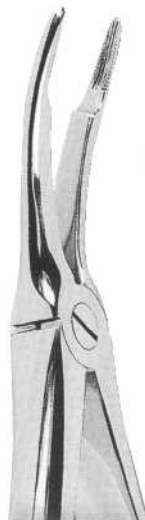
WITH SERRATED TIPS

TS-1085
Fig 169
Lower canines




WITH SERRATED TIPS

TS-1086
Fig 346
Lower roots



WITH SERRATED TIPS

TS-1087
Fig 349
Upper roots



WITH SERRATED TIPS

TS-1088
Fig 359
Lower roots



TS-1089
Fig 1
Universal extracting forcep for
upper incisors and canines



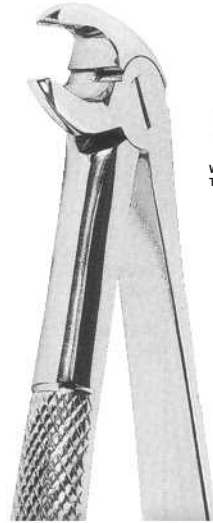
WITH SERRATED
TIPS



TS-1090
Fig 2
Upper molars



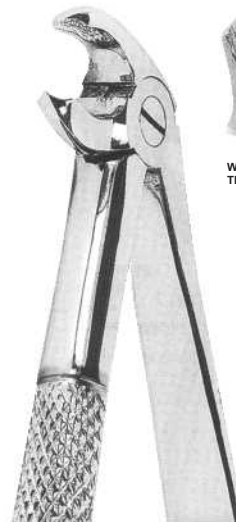
WITH SERRATED
TIPS



TS-1091
Fig 3
Lower incisors, premolar
and roots



WITH SERRATED
TIPS




TS-1092
Fig 4
Lower molars



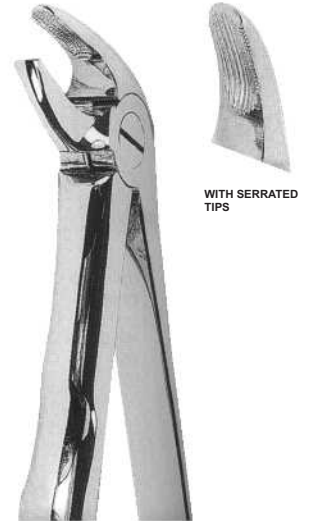
WITH SERRATED
TIPS



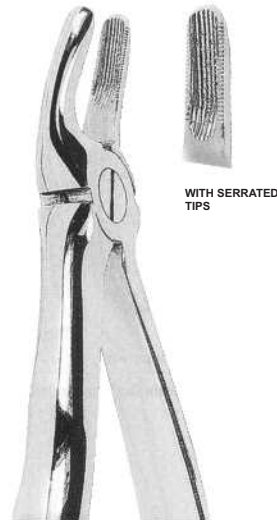
TS-1093
Fig 1
Upper incisors
and canines



TS-1094
Fig 2
Upper incisors
and canines



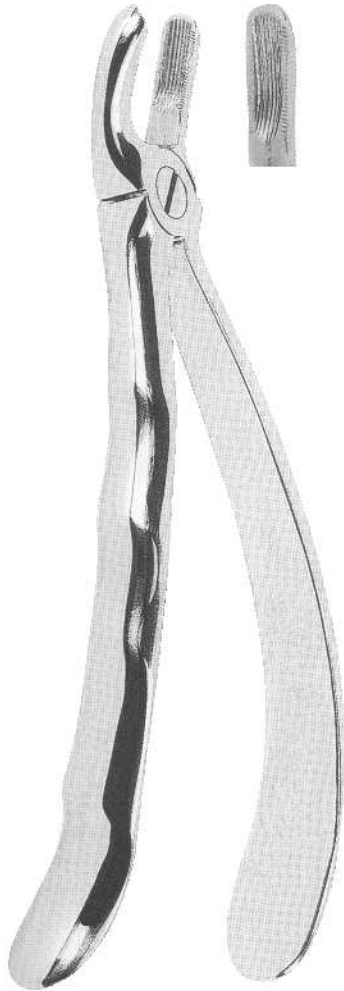
TS-1095
Fig 4
Lower incisors
and canines



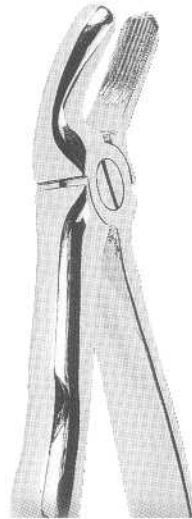
TS-1096
Fig 7
Upper premolars



TS-1097
Fig 13
Lower premolars

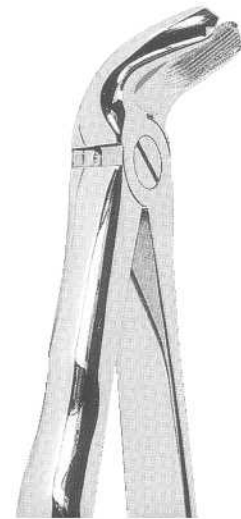


TS-1098
Fig 17
Upper molars, right



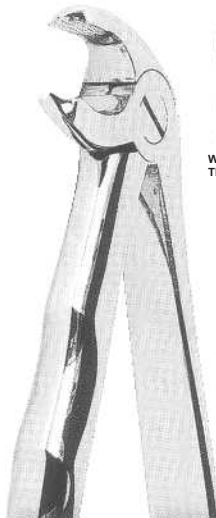
WITH SERRATED TIPS

TS-1099
Fig 18
Upper molars, left



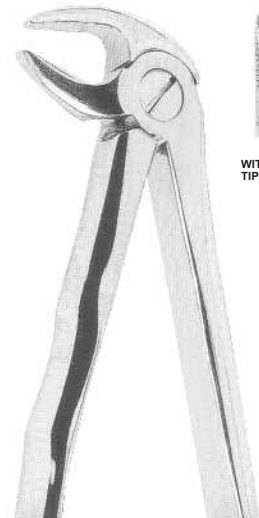
WITH SERRATED TIPS

TS-1100
Fig 21
Lower molars



WITH SERRATED TIPS

TS-1101
Fig 22
Lower molars



WITH SERRATED TIPS

TS-1102
Fig 33
Lower roots



TS-1110
Fig 89
Upper molars, right



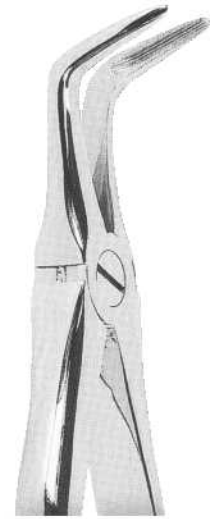
WITH SERRATED TIPS



TS-1111
Fig 90
Upper molars, left



WITH SERRATED TIPS



TS-1112
Fig 145
Lower roots



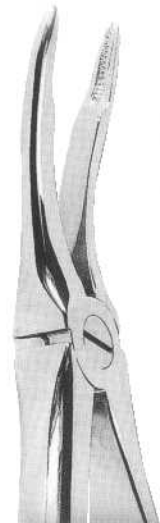
WITH SERRATED TIPS



TS-1113
Fig 151 ½
Upper roots



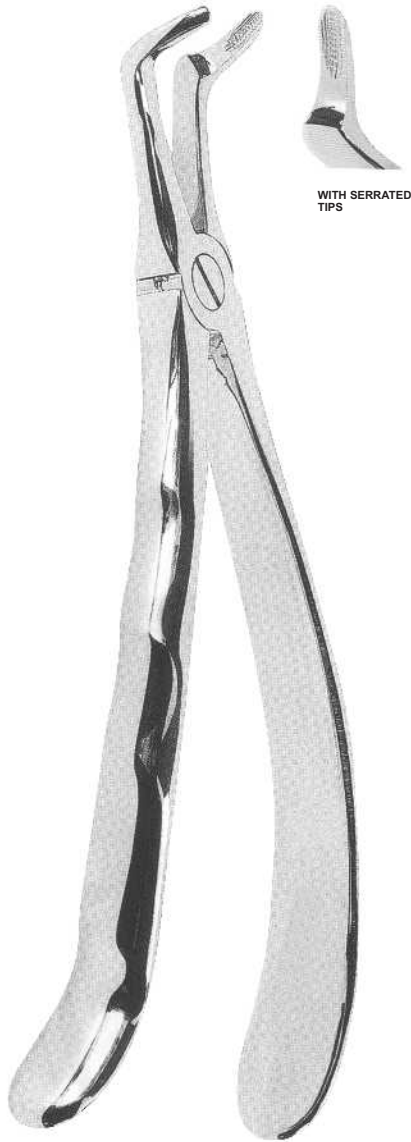
WITH SERRATED TIPS



TS-1114
Fig 349
Upper roots



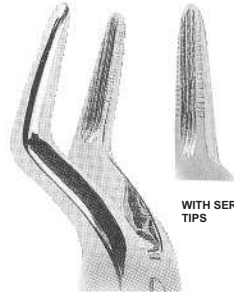
WITH SERRATED TIPS



TS-1103
Fig 45
Lower roots



WITH SERRATED TIPS



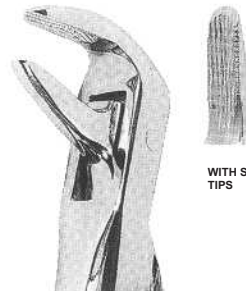
WITH SERRATED TIPS

TS-1104
Fig 51 A
Upper roots



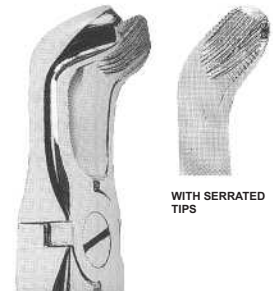
WITH SERRATED TIPS

TS-1105
Fig 67 A
Upper third molars



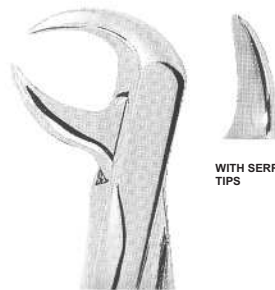
WITH SERRATED TIPS

TS-1106
Fig 74
Lower roots



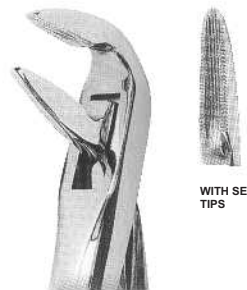
WITH SERRATED TIPS

TS-1107
Fig 79
Lower third molars



WITH SERRATED TIPS

TS-1108
Fig 86 C
Lower molars



WITH SERRATED TIPS

TS-1109
Fig 359
Lower roots



TS-1115
Fig 5
Lower third molars



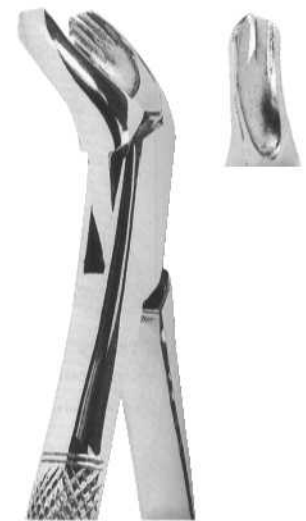
TS-1116
Fig 6
Separating forceps



TS-1117
Fig 105
Upper molars




TS-1118
Fig 16
Lower molars



TS-1119
Fig 17
Lower molars



TS-1120
Fig 18 L
Upper molars, left



TS-1121
Fig 18 R
Upper molars, right



TS-1122
Fig 23
Lower molars



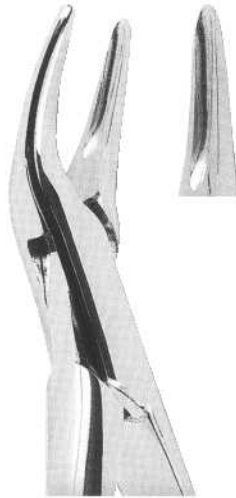
TS-1123
Fig 53 R
Upper molars, right



TS-1124
Fig 53 L
Upper molars, left



TS-1125
Fig 65
Upper incisors and roots



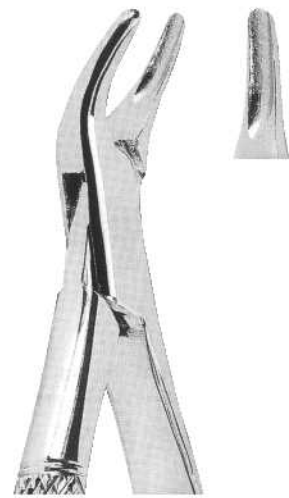
TS-1126
Fig 69
Upper and lower roots



TS-1127
Fig 88 R
Upper molars, right



TS-1128
Fig 88 L
Upper molars, left




TS-1129
Fig 101
Deciduous teeth



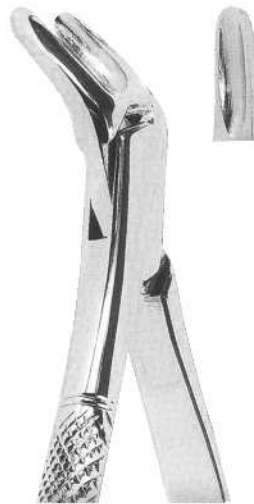
TS-1130
Fig 150
Upper incisors, premolars, roots




TS-1131
Fig 150 S
Upper teeth (for children)



TS-1132
Fig 151
Upper incisors, premolars, roots



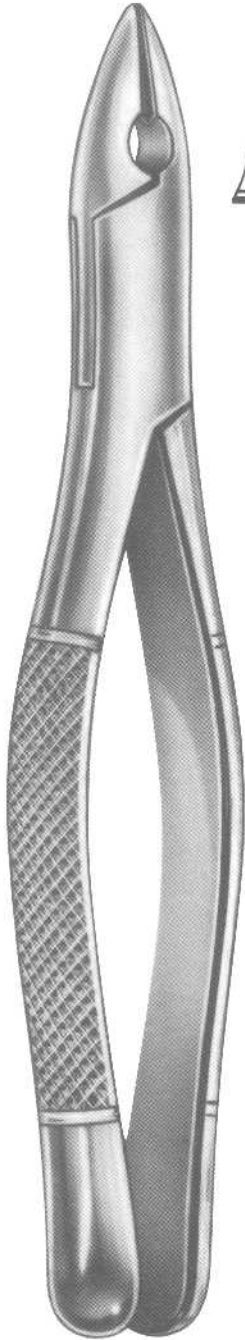
TS-1133
Fig 151S
Lower teeth (for children)



TS-1134
Fig 222
Lower third molars



Extracting Forceps - American Pattern



TS-1135
Fig 1
upper incisors and bicuspid



TS-1136
Fig 1 B
upper roots, anterior



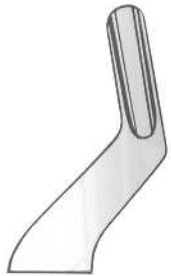
**Physick
TS-1137**
Fig 5
lower wisdoms



TS-1138
Fig 6
lower molars, splitting forceps



TS-1139
Fig 10 H
upper molars





WITH SERRATED
TIPS

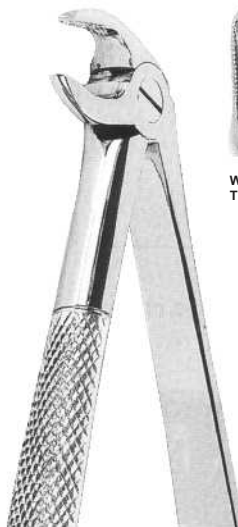
TS-1140
Fig 135
Lower premolars



TS-1141
Fig 225
Lower molars



TS-1142
Fig 305
Upper incisors
and roots



WITH SERRATED
TIPS

TS-1143
Fig 33 S
Lower roots




WITH SERRATED
TIPS

TS-1144
Fig 38
Lower incisors
and canines



TS-1145
Fig 1
Upper incisors



WITH SERRATED TIPS



TS-1146
Fig 2
Upper premolars



WITH SERRATED TIPS




TS-1147
Fig 3
Upper molars



WITH SERRATED TIPS



TS-1148
Fig 4
Upper roots



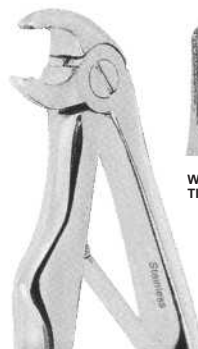
WITH SERRATED TIPS



TS-1149
Fig 5
Lower incisors



WITH SERRATED TIPS



TS-1150
Fig 6
Lower molars



WITH SERRATED TIPS



TS-1151
Fig 7
Lower roots




WITH SERRATED TIPS



TS-1152
Fig 1
Lower roots



TS-1153
Fig 2
Upper roots



TS-1155
Fig 2
Roots fragments

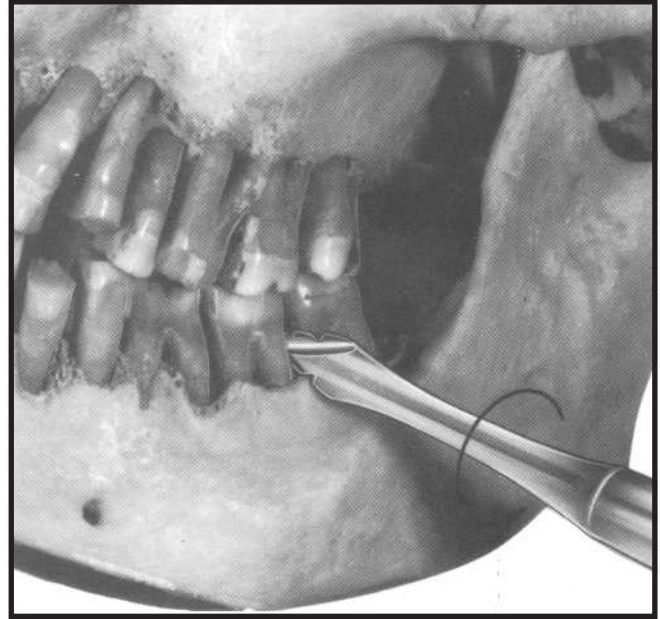


TS-1154
Fig 1
Roots fragments



lower jaw, left side

lower jaw, right side

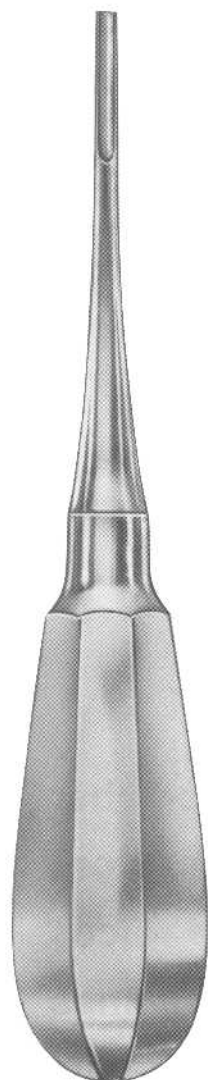


TS-1200

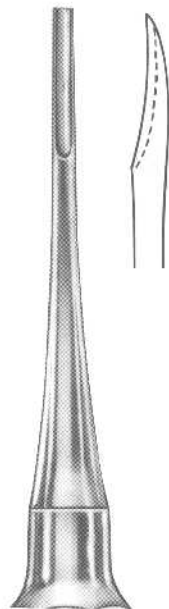


TS-1201

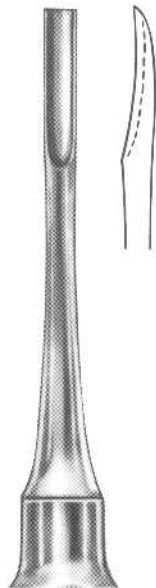
Root elevator, spiral-shaped, for extremely facilitated extraction of the molars in the lower jaw. The slender, conical points allow deep penetration between tooth and gum. Owing to the hook-shaped working parts, slipping of the elevator is avoided.



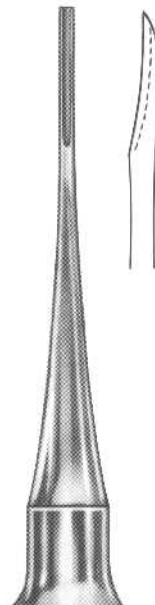
Bein



**Bein
TS-1202**
Fig 1




**Bein
TS-1203**
Fig 2




**Bein
TS-1204**
Fig 0




**Bein
TS-1205**
Fig 3



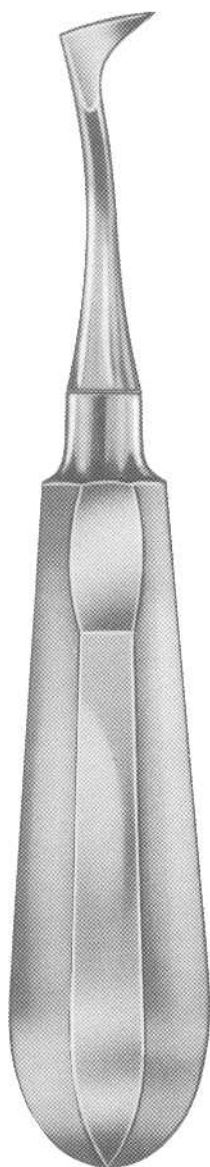
**Bein
TS-1206**
Fig 4



**Bein
TS-1207**
Fig 5



**Bein
TS-1208**
Fig 6



Seldin



Seldin
TS-1209
Fig 1L



Seldin
TS-1210
Fig 1R



Seldin
TS-1211
Fig 2



Seldin
TS-1212
Fig 3



Seldin
TS-1213
Fig 4L



Seldin
TS-1214
Fig 4R




Root Elevators



**Cryer
TS-1215**
Fig 3



**Cryer
TS-1216**
Fig 4



**Cryer
TS-1217**
Fig 12



**Cryer
TS-1218**
Fig 27



**Cryer
TS-1219**
Fig 28



**Cryer
TS-1220**
Fig 27 S



**Cryer
TS-1221**
Fig 28 S



Root Elevators



Apical



Apical
TS-1222
Fig 1



Apical
TS-1223
Fig 2



Apical
TS-1224
Fig 3



Apical
TS-1225
Fig 4




Cryer




Cryer
TS-1226
Fig 1




Cryer
TS-1227
Fig 2




Coupland



Coupland
TS-1228
Fig 1




Coupland
TS-1229
Fig 2




Coupland
TS-1230
Fig 3



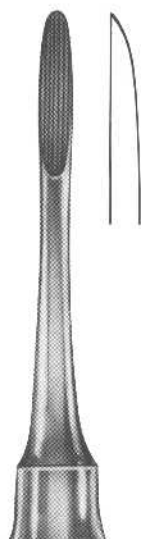
Root Elevators



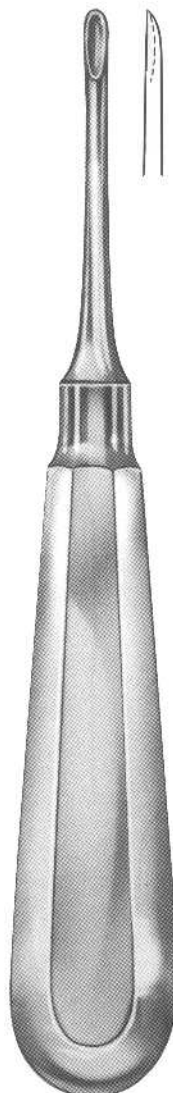
TS-1231
Fig 1



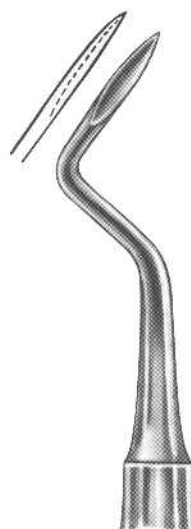
TS-1232
Fig 2



TS-1233
Fig 3



**Flohr
TS-1234**
Fig 1



**Flohr
TS-1235**
Fig 2



**Flohr
TS-1236**
Fig 3



Root Elevators



**Kopp
TS-1237
Fig 1**



**Kopp
TS-1238
Fig 2**



**Kopp
TS-1243
Fig 1**



**Kopp
TS-1244
Fig 2**



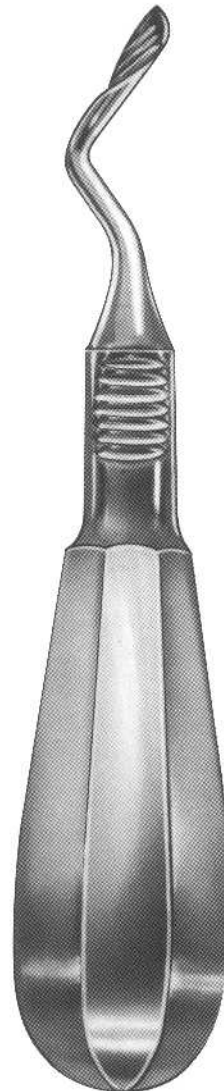
Kopp



**Kopp
TS-1239
Fig 3**



**Kopp
TS-1240
Fig 4**



Kopp



**Kopp
TS-1245
Fig 3**



**Kopp
TS-1246
Fig 4**




**Kopp
TS-1241
Fig 5**




**Kopp
TS-1242
Fig 6**



Root Elevators



Hylin



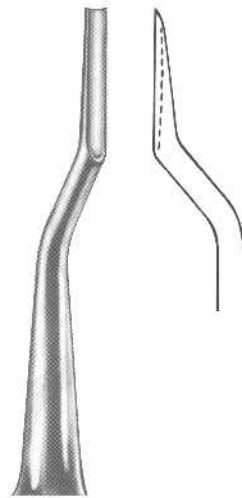
Hylin
TS-1247
Fig 1



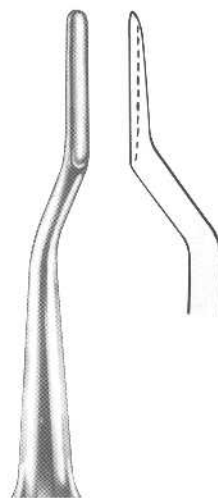
Hylin
TS-1248
Fig 2



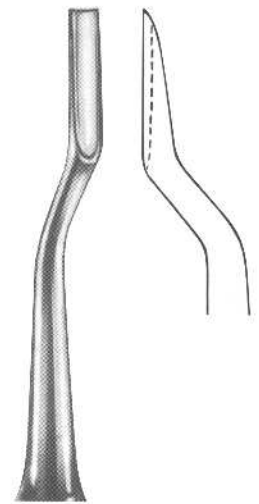
Bein



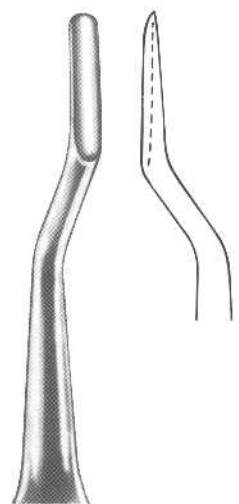
Bein
TS-1249
Fig 1



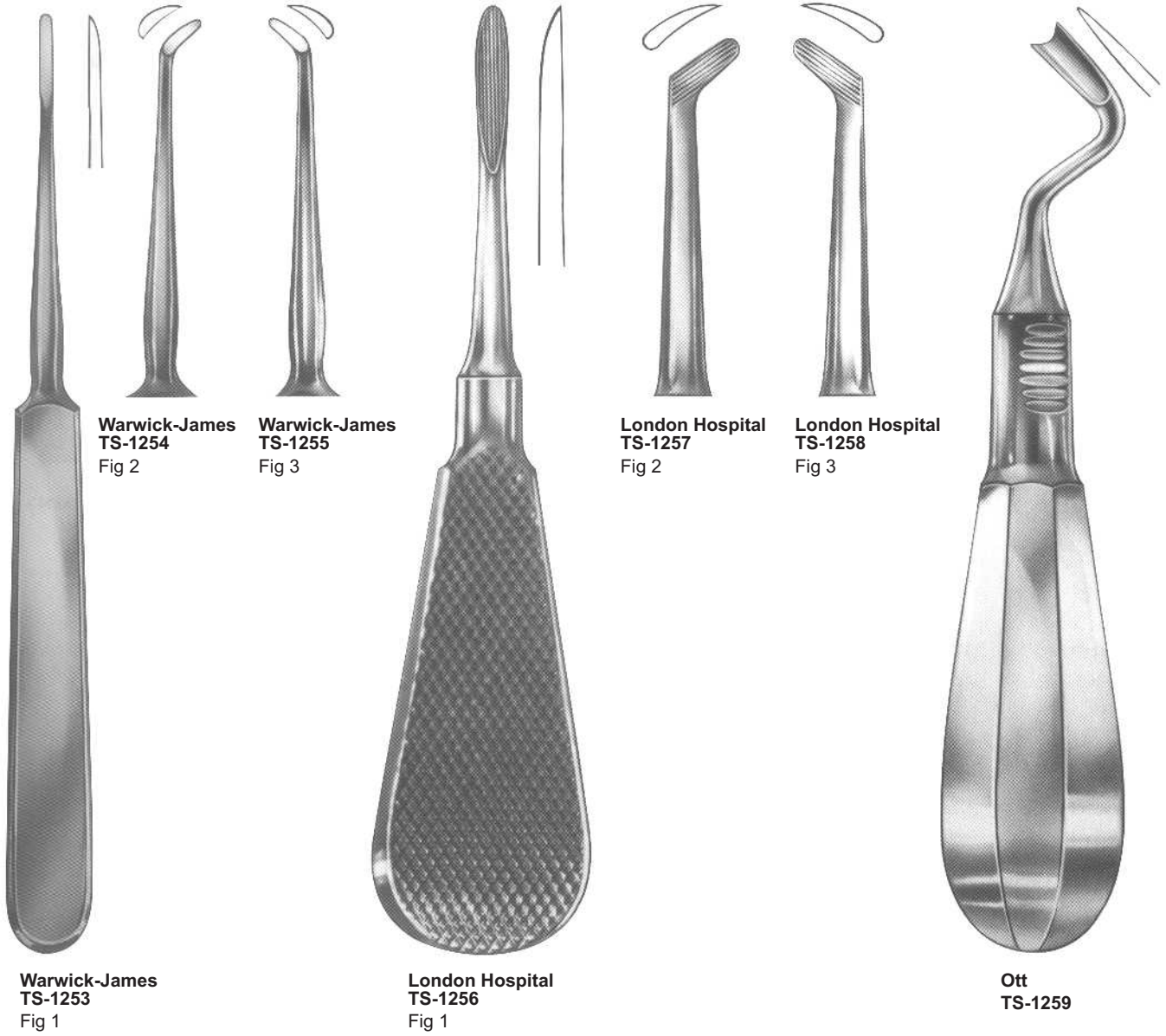
Bein
TS-1251
Fig 3



Bein
TS-1250
Fig 2



Bein
TS-1252
Fig 4



**Warwick-James
TS-1253
Fig 1**

**Warwick-James
TS-1254
Fig 2**


**Warwick-James
TS-1255
Fig 3**

**London Hospital
TS-1256
Fig 1**

**London Hospital
TS-1257
Fig 2**

**London Hospital
TS-1258
Fig 3**

**Ott
TS-1259**



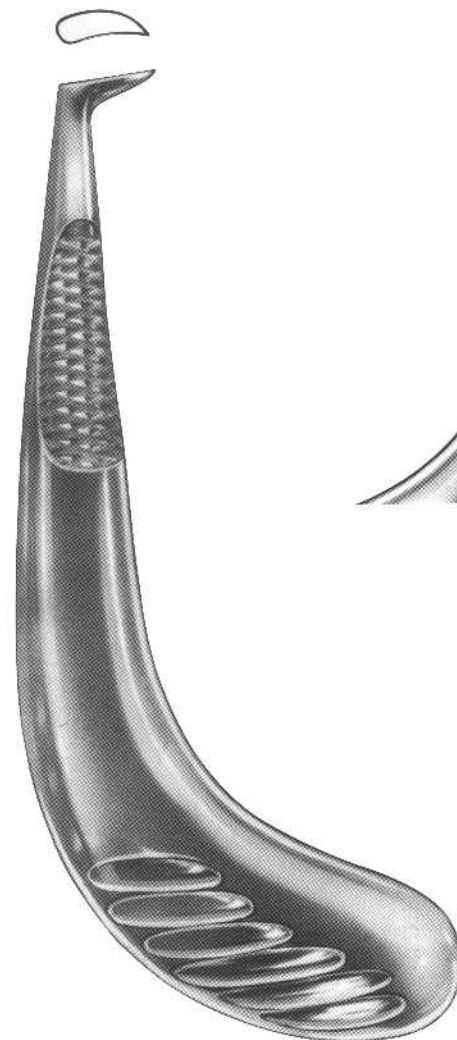
Pott



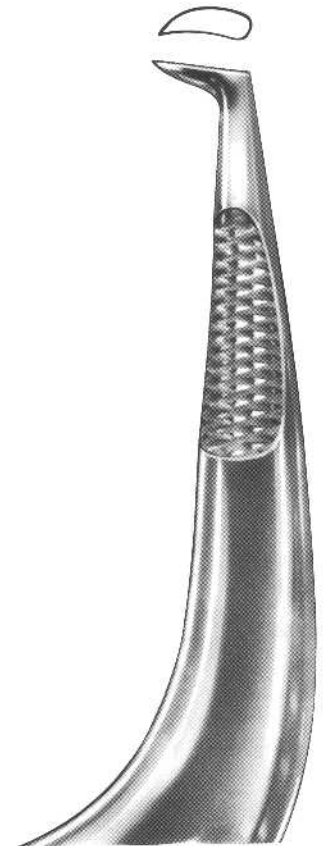
Pott
TS-1260
Fig 1



Pott
TS-1261
Fig 2



TS-1262
Fig 1



TS-1263
Fig 2



Root Elevators



**Mead
TS-1264
MD 1**



**Mead
TS-1265
MD-5 A**



**Mead
TS-1266
MD-6 A**



**Mead
TS-1267
MD-7 A**



**Mead
TS-1268
MD-8**



**Lecluse
TS-1269**



Root Elevators



**Chompret
TS-1270**
Fig 1




**Chompret
TS-1271**
Fig 2



**Chompret
TS-1272**
Fig 3



**Chompret
TS-1273**
Fig 4



**Apical
TS-1274**



Root Elevators, Root Tip Elevators




TS-1275
Fig 1



TS-1276
Fig 2



TS-1277
Fig 3




**Heidbrink
TS-1278**
Fig 1



**Heidbrink
TS-1279**
Fig 2



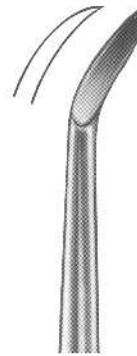
**Heidbrink
TS-1280**
Fig 3



Winter
TS-1281
Fig 1L



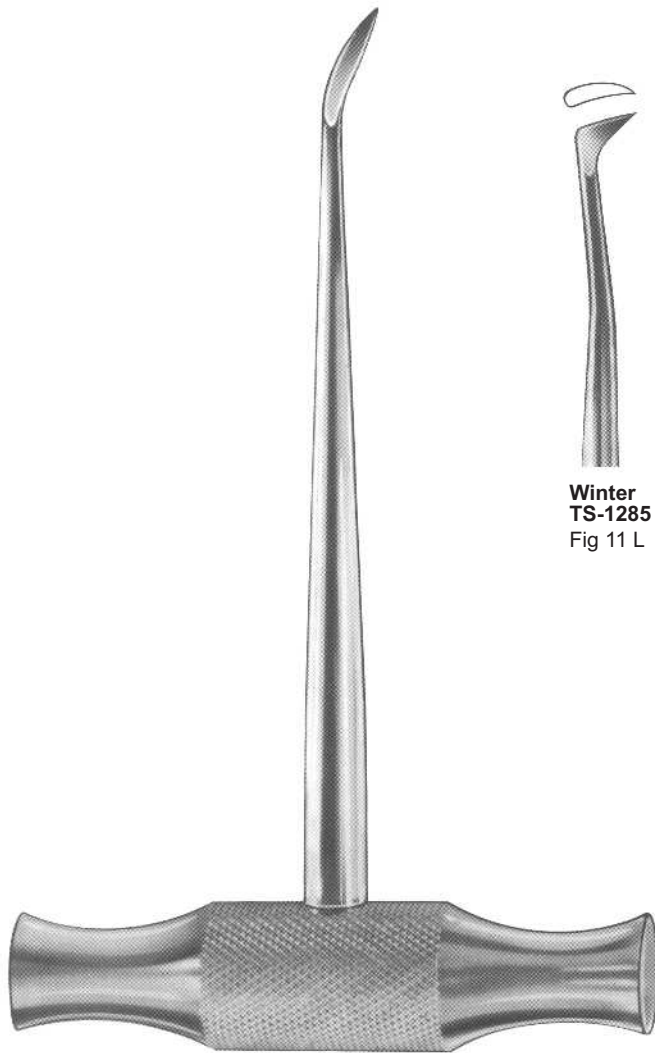
Winter
TS-1282
Fig 1R



Winter
TS-1283
Fig 2L



Winter
TS-1284
Fig 2R



Winter



Winter
TS-1285
Fig 11 L



Winter
TS-1286
Fig 11 R



Winter
TS-1287
Fig 12 L



Winter
TS-1288
Fig 12 R



Winter
TS-1289
Fig 14 L



Winter
TS-1290
Fig 14 R



**Barry
TS-1291**
Fig 1



**Barry
TS-1292**
Fig 2



**Barry
TS-1293**
Fig 3



**Barry
TS-1294**
Fig 4



Barry



**Barry
TS-1295**
Fig 11



**Barry
TS-1296**
Fig 12



**Barry
TS-1297**
Fig 17



**Barry
TS-1298**
Fig 18



Root Elevators



Cryer
TS-1300
Fig 26



Seldin
TS-1301
Fig 27



Cryer
TS-1302
Fig 28




Cryer
TS-1303
Fig 29



Heidbrink
TS-1304
Fig 22



Heidbrink
TS-1305
Fig 23



TS-1299



Root Elevators



**Kopp
TS-1307**
Fig 31



**Kopp
TS-1308**
Fig 32



**Kopp
TS-1309**
Fig 33




**Kopp
TS-1310**
Fig 34



**Kopp
TS-1311**
Fig 35



**Kopp
TS-1312**
Fig 44



TS-1306



Root Elevators



**Heidbrink
1314**
Fig 10



**Winter
1315**
Fig 11



**Winter
TS-1316**
Fig 12



**Barry
TS-1317**
Fig 17



**Barry
TS-1318**
Fig 18



TS-1319
Fig 20



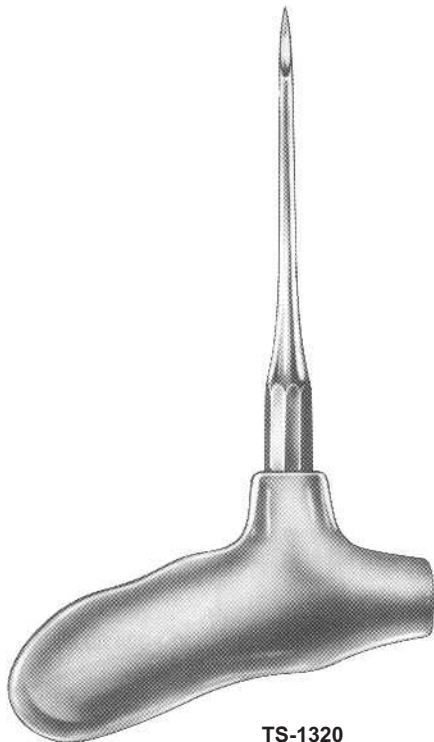
TS-1313



Root Elevators according to Dr. Sader,
with interchangeable working tips



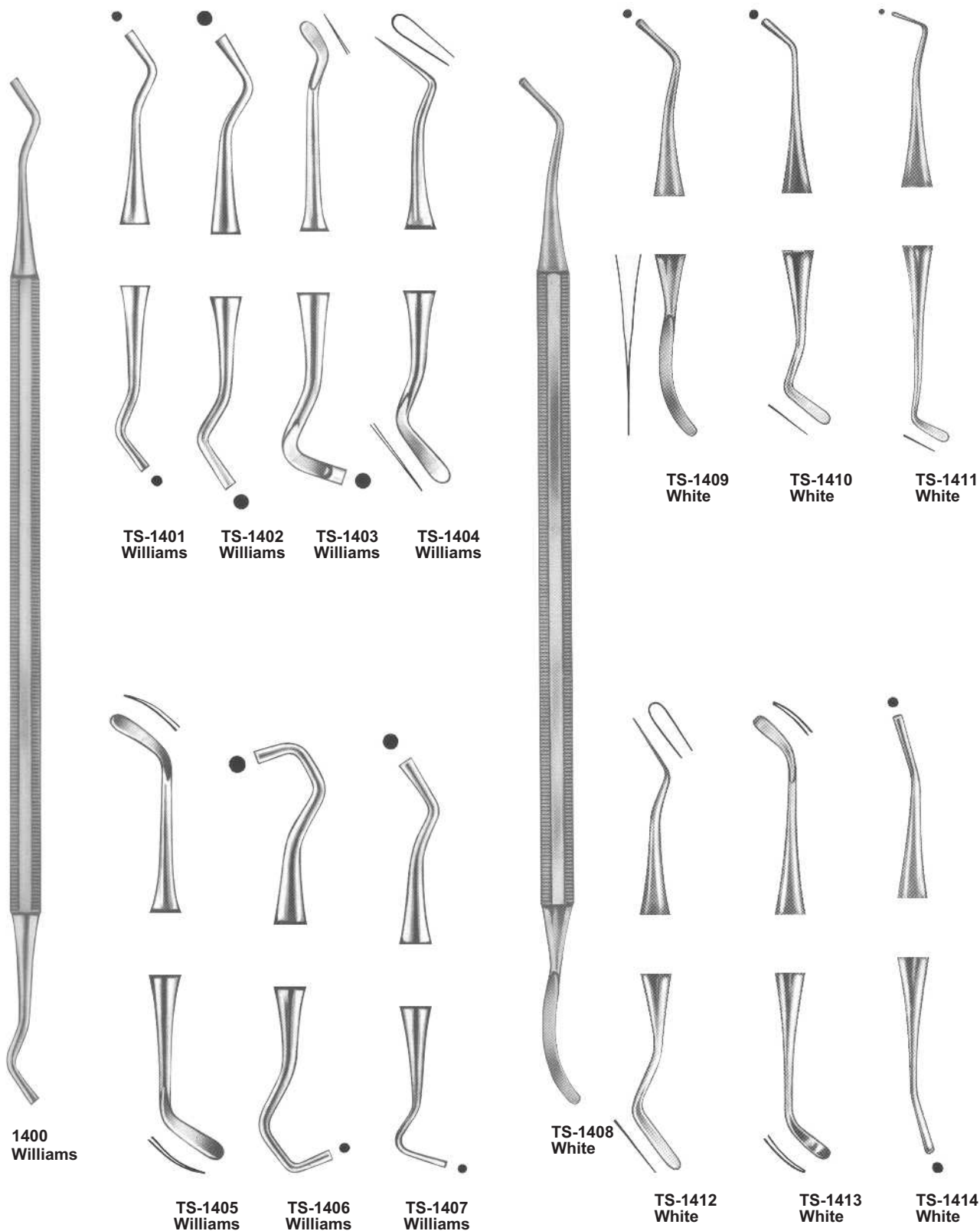
TS-1321

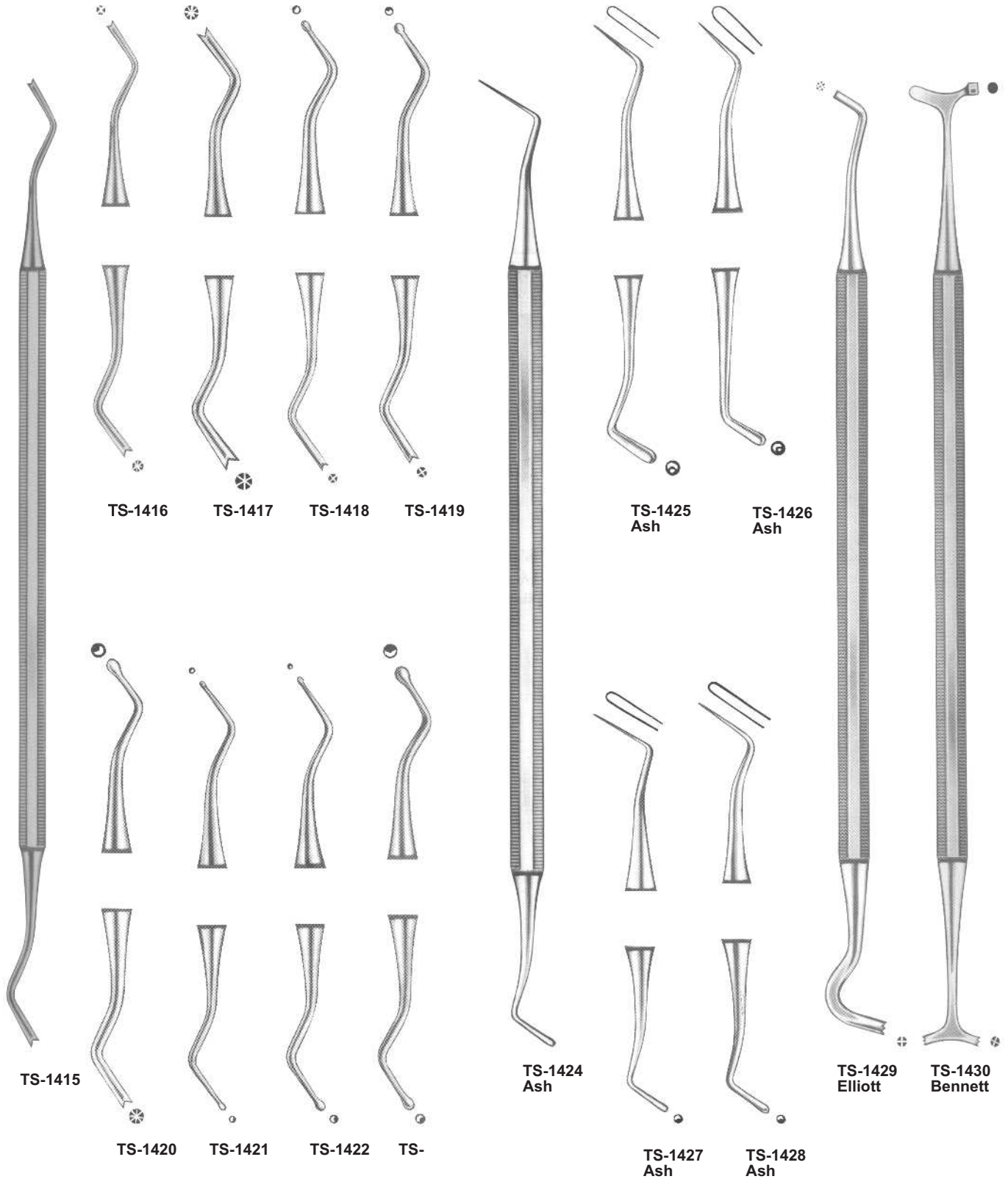


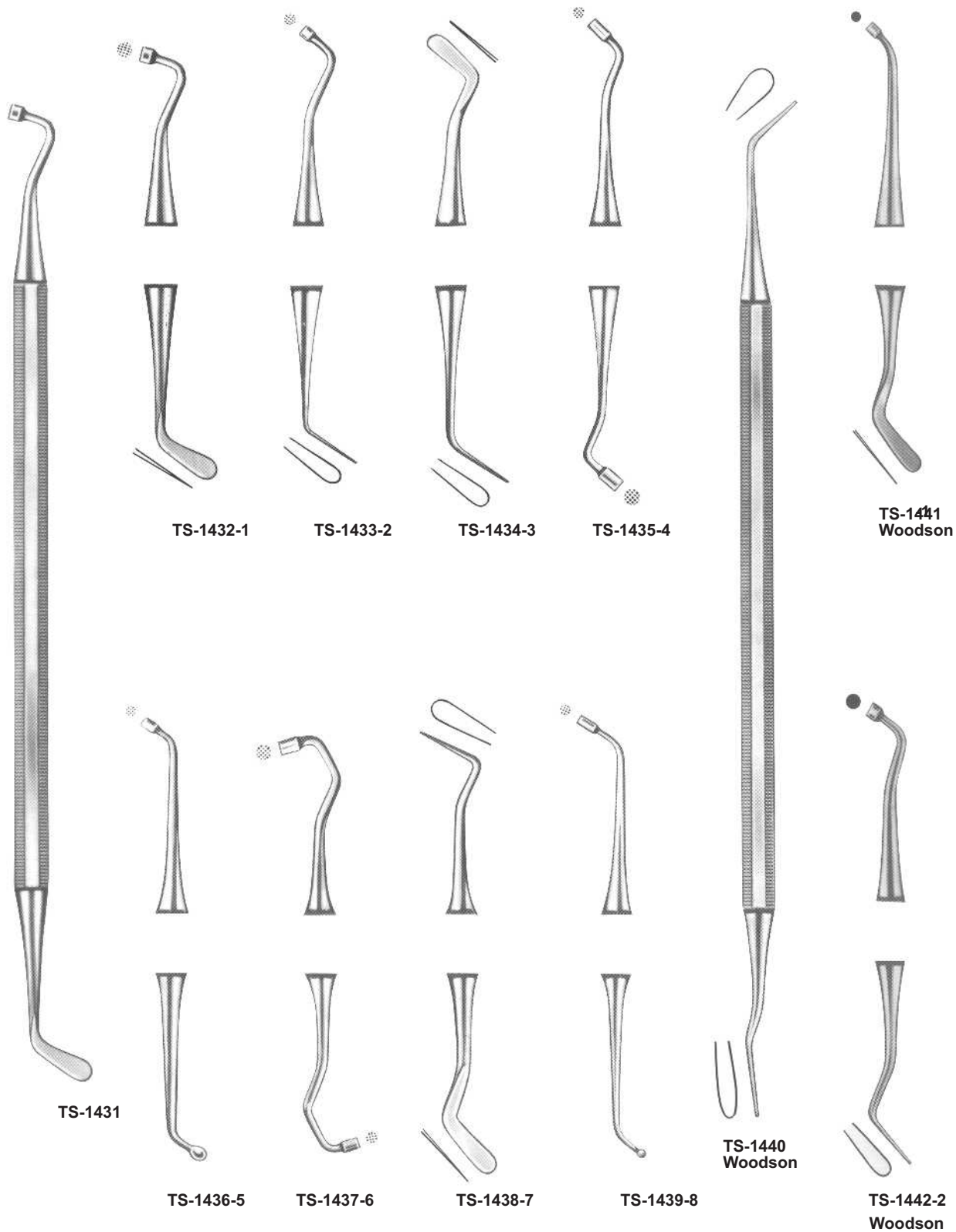
TS-1320




TS-1322










TS-1443
Heidemann
Fig 1



TS-1444
Heidemann
Fig 2



TS-1445
Heidemann
Fig 3



TS-1446



TS-1447
Fig 146




TS-1449
Fig 148



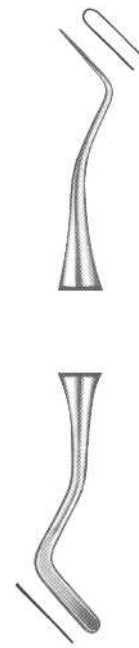
TS-1448
Fig 147



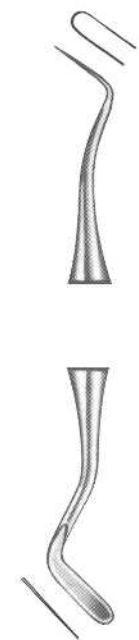
TS-1450
Fig 149



TS-1451
Fig 158



TS-1452
Fig 159



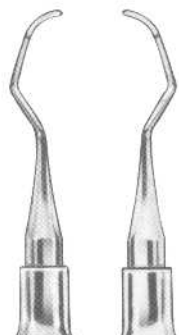
TS-1453
Woodson
Fig 160



TS-1454
Gracey



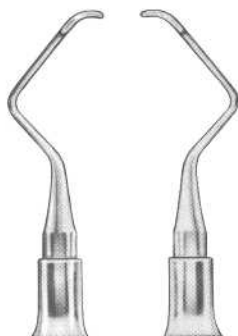
TS-1455
Gracey
Fig 1



TS-1456
Gracey
Fig 2



TS-1457
Gracey
Fig 3




TS-1458
Gracey
Fig 4



TS-1459
Gracey
Fig 5



TS-1460
Gracey
Fig 6



1461



TS-1462-1
Fig 18



TS-1463-2
Fig 19



TS-1464-3
Fig 20



TS-1465-4
Fig 22



TS-1466-5
Fig 23



TS-1467-6
Fig 25



TS-1468-7
Fig 26



TS-1469-8
Fig 27



With Point Set In



TS-1470



TS-1471-1



TS-1472-2



TS-1473-3



TS-1474-4



TS-1475-5



TS-1476-6



TS-1477-7



TS-1478-8



TS-1479-9



TS-1480-10



TS-1481-11



TS-1482-12
Woodson



Burnishers and Pocket Probes Scalers

Polishing Instruments



TS-1483
White



TS-1484-1
White



TS-1485-2
White



TS-1486-3
White



TS-1487-4
White



TS-1488-1
White



TS-1489-2
White




TS-1490




TS-1491




TS-1492
Fox



TS-1493



TS-1494



TS-1495



TS-1496



- New marking process.
- Laser system marking.
- No more paint peeling off.
- Permanent marking.
- Antiglare, low depth marking.
- Maximum tip resistance against breaking.



TS-1497
Fig CP-C



TS-1498
Fig CP-11



TS-1499
Fig CP-12



TS-1500
Fig CP-12S
O.M.S



TS-1501
Williams



TS-1502
Merrit A



TS-1503
Merrit B



TS-1504
Goldman
Fox



TS-1505
University of
Michigan



TS-1506
26 G



Files

Chisels



TS-1507
Sugarman
Fig. 1S/2S



TS-1508
Sugarman
Fig. 3S/4S



TS-1509
Schluger
Fig. 9/10



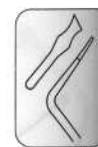
TS-1510
Buck
Fig. 11/12



TS-1511
Ochsenein
Fig. 3



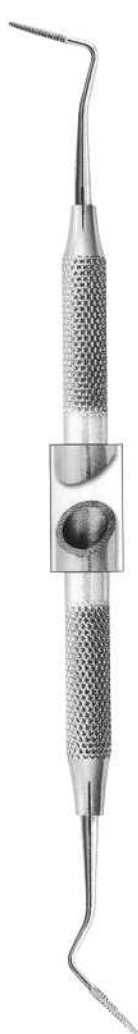
TS-1512
Ochsenein
Fig. 4



TS-1513
Rhodes
Back - Action
Fig. 36/37



Files



TS-1514
Sugarman
Fig. 1S/2S



TS-1515
Sugarman
Fig. 3S/4S



TS-1516
Schluger
Fig. 9/10



TS-1517
Buck
Fig. 11/12



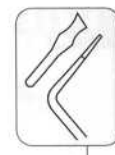
Chisels



TS-1518
Ochsenbein
Fig. 3



TS-1519
Ochsenbein
Fig. 4



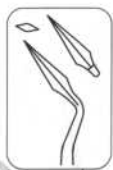
TS-1520
Rhodes
Back - Action
Fig. 36/37



Gingivectomy knives



TS-1521
Goldman-Fox
Fig. 7



TS-1522
Goldman-Fox
Fig. 8



TS-1523
Goldman-Fox
Fig. 9



TS-1524
Goldman-Fox
Fig. 11



TS-1525
Buck
Fig. 3/4



TS-1526
Buck
Fig. 5/6



Curettes and Scalers



TS-1527
Curette
Fig. HU 1/2



TS-1528
Columbia
Fig. 2R/2L



TS-1529
Columbia
Fig. 4R/4L



TS-1530
Columbia
Fig. 13/14



TS-1531
Fig. 411/412



TS-1532
Fig. 413/414



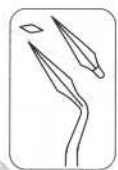
TS-1533
Zerfing-chisel



Gingivectomy knives



TS-1534
Goldman - Fox
Fig. 7



TS-1535
Goldman - Fox
Fig. 8



TS-1536
Goldman - Fox
Fig. 9



TS-1537
Goldman - Fox
Fig. 11




TS-1538
Buck
Fig. 3/4



TS-1539
Buck
Fig. 5/6



Curettes and Scalers



TS-1540
Curette
Fig. HU 1/2



TS-1541
Columbia
Fig. 2R/2L



TS-1542
Columbia
Fig. 4R/4L



TS-1543
Columbia
Fig. 13/14



TS-1544
Fig. 413/412



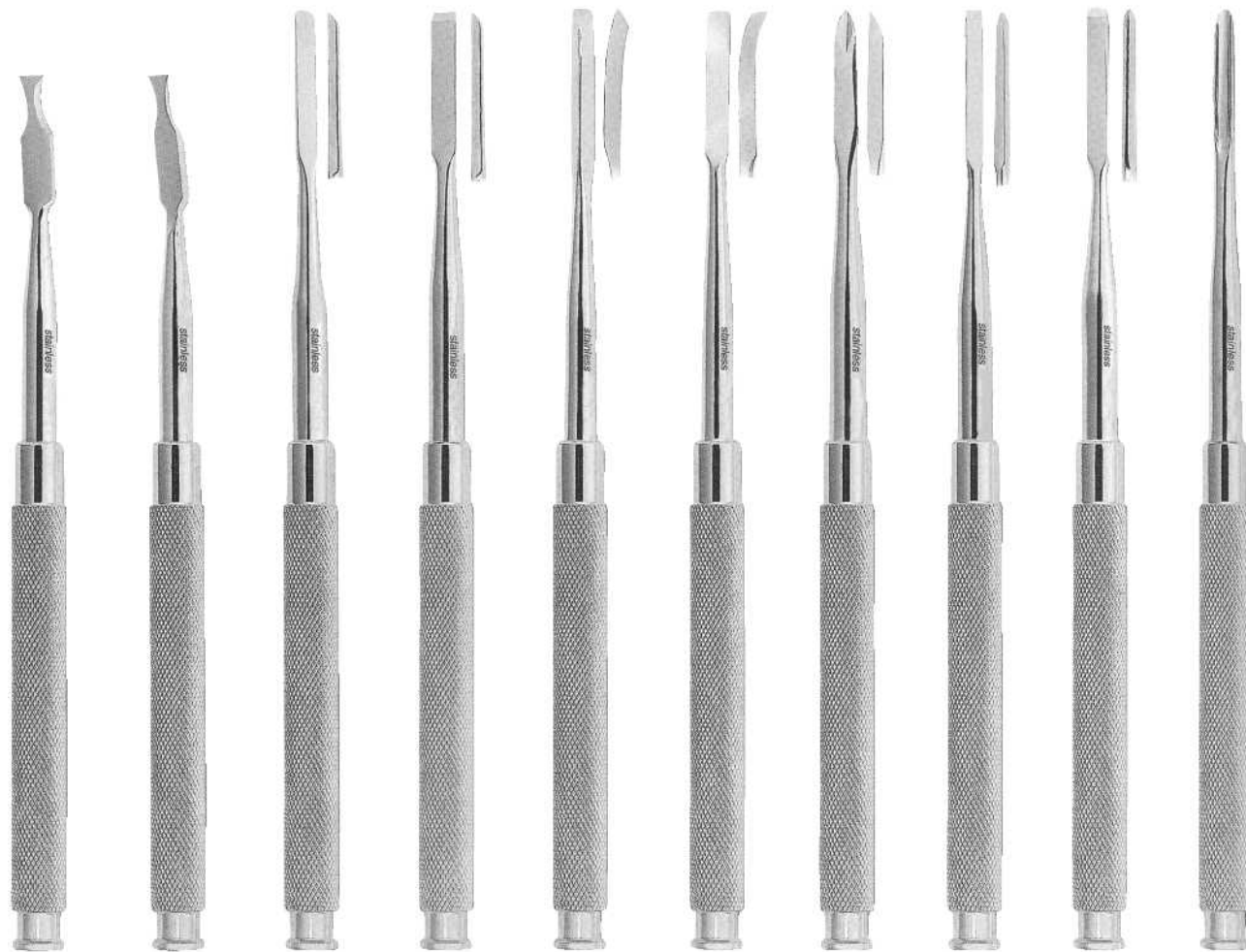
TS-1545
Fig. 411/414



TS-1546
Zerfing-chisel



Bone Chisels and Gouges



TS-1547
Ochsenbein
Fig. 1

TS-1548
Ochsenbein
Fig. 2

TS-1549
Gardner
Fig. 1

TS-1550
Gardner
Fig. 2

TS-1551
Gardner
Fig. 5

TS-1552
Gardner
Fig. 5R

TS-1553
Gardner
Fig. 6


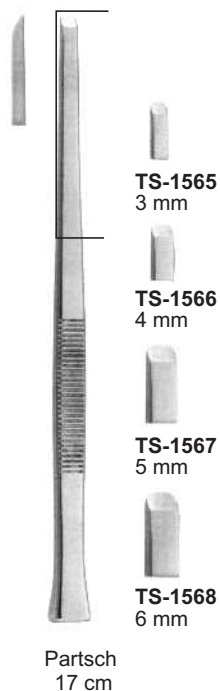

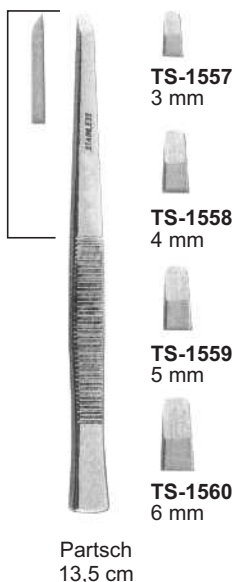
TS-1554
Wakefield
Fig. 1W

TS-1555
Wakefield
Fig. 2W

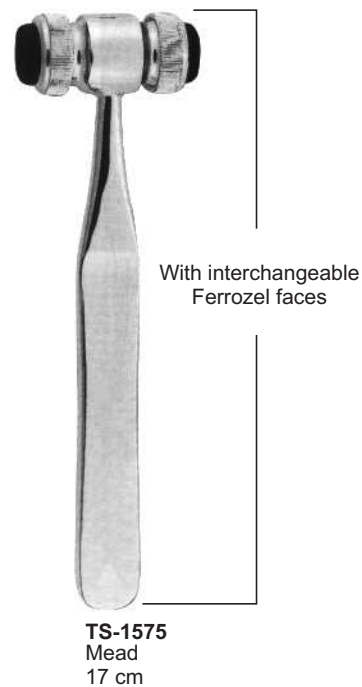


TS-1556
Buckley
Fig. 3

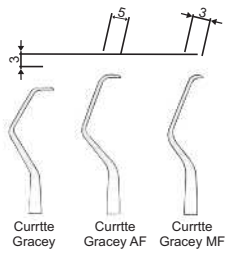


Bone Chisels and Gouges



Martelli chirurgici
Mallet





TS-1576
Gracey
Fig. 1/2



TS-1577
Gracey
Fig. 3/4



TS-1578
Gracey
Fig. 5/6



TS-1579
Gracey
Fig. 7/8



TS-1580
Gracey
Fig. 9/10



TS-1581
Gracey
Fig. 11/12



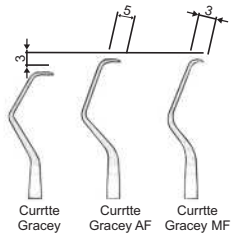
TS-1582
Gracey
Fig. 13/14



TS-1583
Gracey
Mesial Distal
Fig. 11/14



TS-1584
Gracey
Mesial Distal
Fig. 12/13



TS-1585
Gracey
AF/type
Fig. 1/2



TS-1586
Gracey
AF/type
Fig. 3/4



TS-1587
Gracey
AF/type
Fig. 5/6



TS-1588
Gracey
AF/type
Fig. 7/8



TS-1589
Gracey
AF/type
Fig. 11/12



TS-1590
Gracey
AF/type
Fig. 13/14



TS-1591
Gracey
AF/type
Fig. 15/16



Gracey Currettes, AF, MF, Tyape



TS-1593
Gracey
AF/type
Fig. 1/2



TS-1594
Gracey
AF/type
Fig. 3/4



TS-1595
Gracey
AF/type
Fig. 5/6



TS-1596
Gracey
AF/type
Fig. 7/8



TS-1597
Gracey
AF/type
Fig. 11/12



TS-1598
Gracey
AF/type
Fig. 13/14



TS-1599
Gracey
AF/type
Fig. 15/16



TS-1592
Gracey
AF/type



TS-1600
Gracey
MF/type
Fig. 1/2



TS-1601
Gracey
MF/type
Fig. 3/4



TS-1602
Gracey
MF/type
Fig. 5/6



TS-1603
Gracey
MF/type
Fig. 7/8



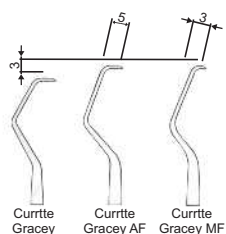
v1604
Gracey
MF/type
Fig. 11/12



TS-1605
Gracey
MF/type
Fig. 13/14



TS-1606
Gracey
MF/type
Fig. 15/16



TS-1607
Gracey
MF/type
Fig. 1/2



TS-1608
Gracey
MF/type
Fig. 3/4



TS-1609
Gracey
MF/type
Fig. 5/6



TS-1610
Gracey
MF/type
Fig. 7/8



TS-1611
Gracey
MF/type
Fig. 11/12



TS-1612
Gracey
MF/type
Fig. 13/14



TS-1613
Gracey
MF/type
Fig. 15/16



TS-1614
Goldman - Fax
Fig. 1




TS-1615
Goldman - Fax
Fig. 2



TS-1617
Goldman - Fax
Fig. 3



TS-1618
Goldman - Fax
Fig. 4




TS-1621
Mc Call
Fig. 13S/14S



TS-1622
Younger-Good
Fig. 7/8



TS-1619
Goldman - Fax
Fig. 21




TS-1620
Goldman - Fax
Fig. 5



TS-1623
Towner
Jaquette
Fig. U15



TS-1624
Crane - Kaplan
Fig. 6



TS-1625
Crane - Kaplan
Fig. 6S



TS-1626
Taylor
Fig. 2/3



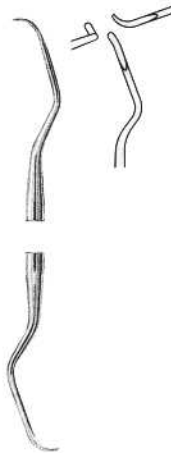
TS-1627
Towner Jaquette
Fig. 204S




TS-1628
Towner Jaquette
Fig. U15/33



TS-1633
Jaquette
Fig. 2



TS-1629
Columbia
Fig. 2R/2L



TS-1630
Columbia
Fig. 4R/4L



TS-1631
Columbia
Fig. 13/14



TS-1632
Jaquette
Fig. 1



TS-1634
Jaquette
Fig. 3



TS-1635
Hemingway
Fig. 1



TS-1636
Hemingway
Fig. 2



TS-1637
Hemingway
Fig. 3



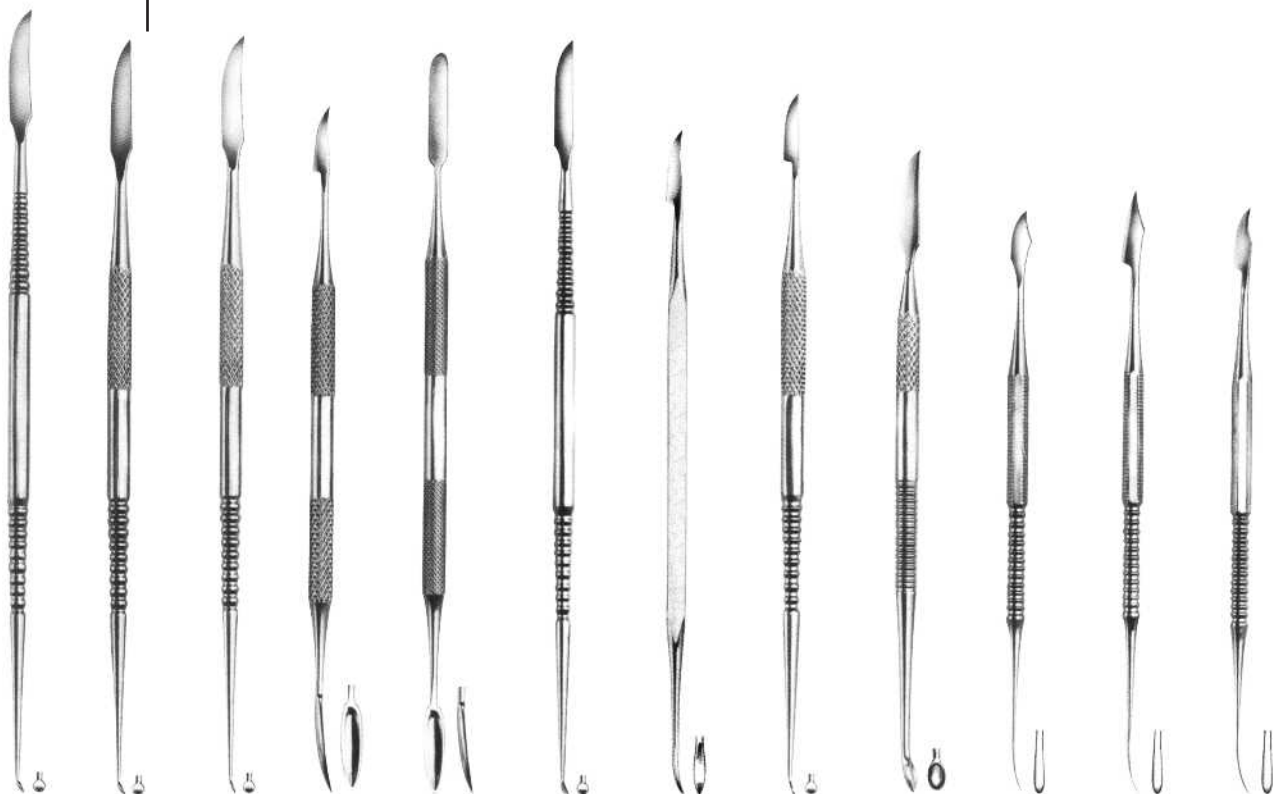
TS-1638
Lucas
Fig. 85



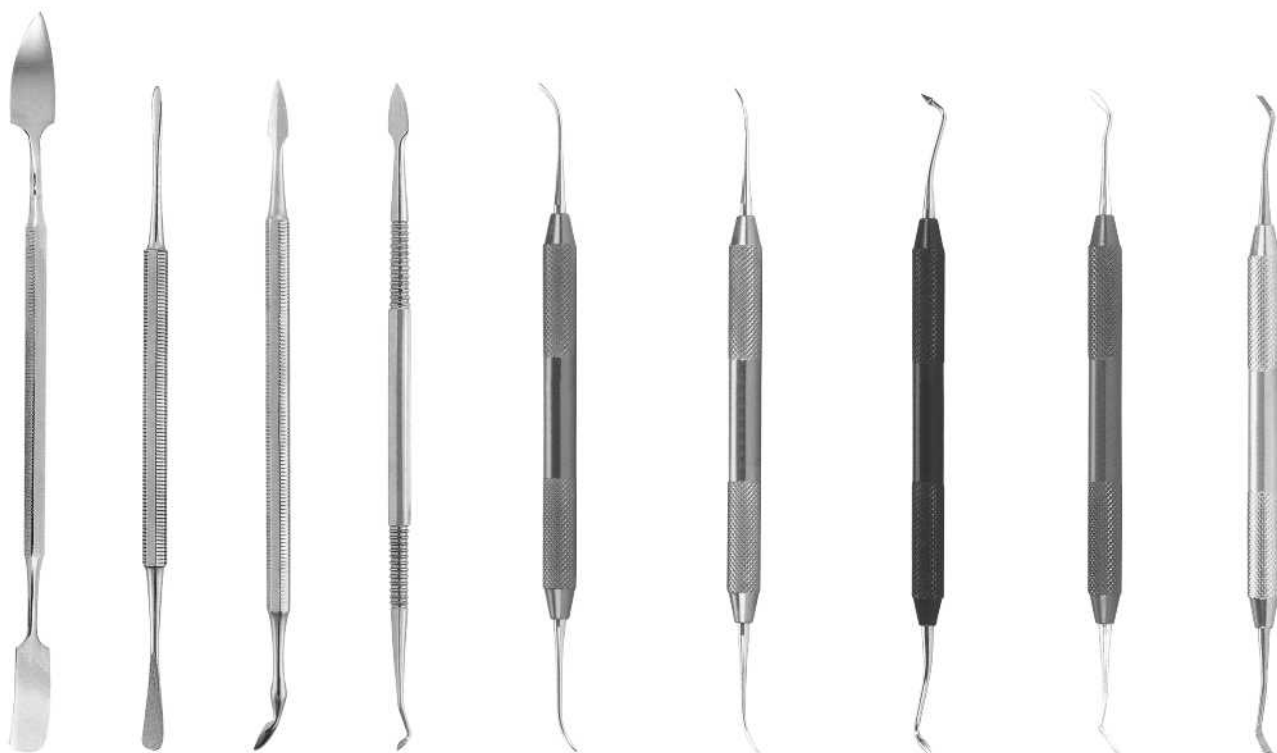
TS-1639
Lucas
Fig. 86




TS-1640
Lucas
Fig. 87



TS-1641 Le Cron TS-1642 Le Cron TS-1643 Le Cron TS-1644 MSY TS-1645 MSY TS-1646 Le Cron TS-1647 Hylin TS-1648 Hylin TS-1649 Hylin TS-1650 Zahle TS-1651 Zahle TS-1652 Zahle




TS-1653 Gritman TS-1654 Beale TS-1655 Roach TS-1656 Vehe TS-1657 P.K. Thomas Fig. 1 TS-1658 P.K. Thomas Fig. 2 TS-1659 P.K. Thomas Fig. 3 TS-1660 P.K. Thomas Fig. 4 TS-1661 P.K. Thomas Fig. 5



TS-1662
Boley



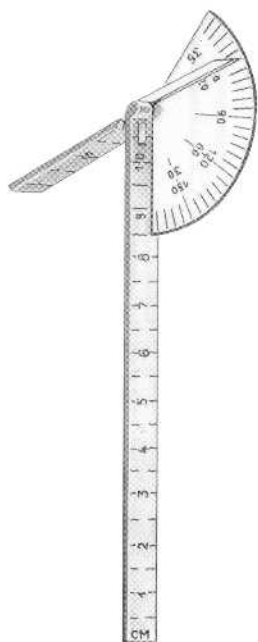
TS-1663
Zuricher
130 mm



TS-1664
Vernier
12 cm



TS-1665
Vernier



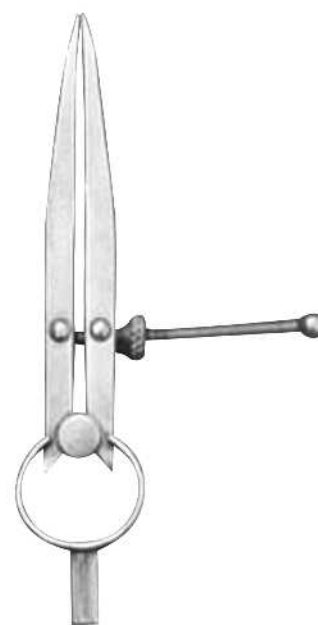
TS-1666
Caroll



TS-1667
Castroviejo's
Scleral Marker



TS-1668
Iwanson



TS-1669
Albee




TS-1700
18 cm
7 1/8"



TS-1701
18 cm
7 1/8"



TS-1702
17 cm
6 3/4"
Gritman



TS-1703
17 cm
6 3/4"
Medicon



TS-1704
22 cm
8 3/4"



TS-1705
Antkoviak



TS-1706
Ermert



TS-1707
Ermert



TS-1708
Fahnenstock
Fig. 1
12,5cm



TS-1709
Fahnenstock
Fig. 2
17cm



TS-1710
Lessmann
Fig. 1
12,5cm



TS-1711
Lessmann
Fig. 2
17cm



TS-1712
Con scodellino
Fig. 1
12,5cm



TS-1713
Con scodellino
Fig. 2
17cm



TS-1714
Fig. 1
17 cm



TS-1715
Gritman
Fig. 2
17 cm



TS-1716
Fig. 3
16 cm



TS-1717
Fig. 4
16 cm



Explorers



TS-1800
Fig 23



TS-1801
Fig 6



TS-1802
Fig 8



TS-1803
Fig 9



TS-1804
Fig 17



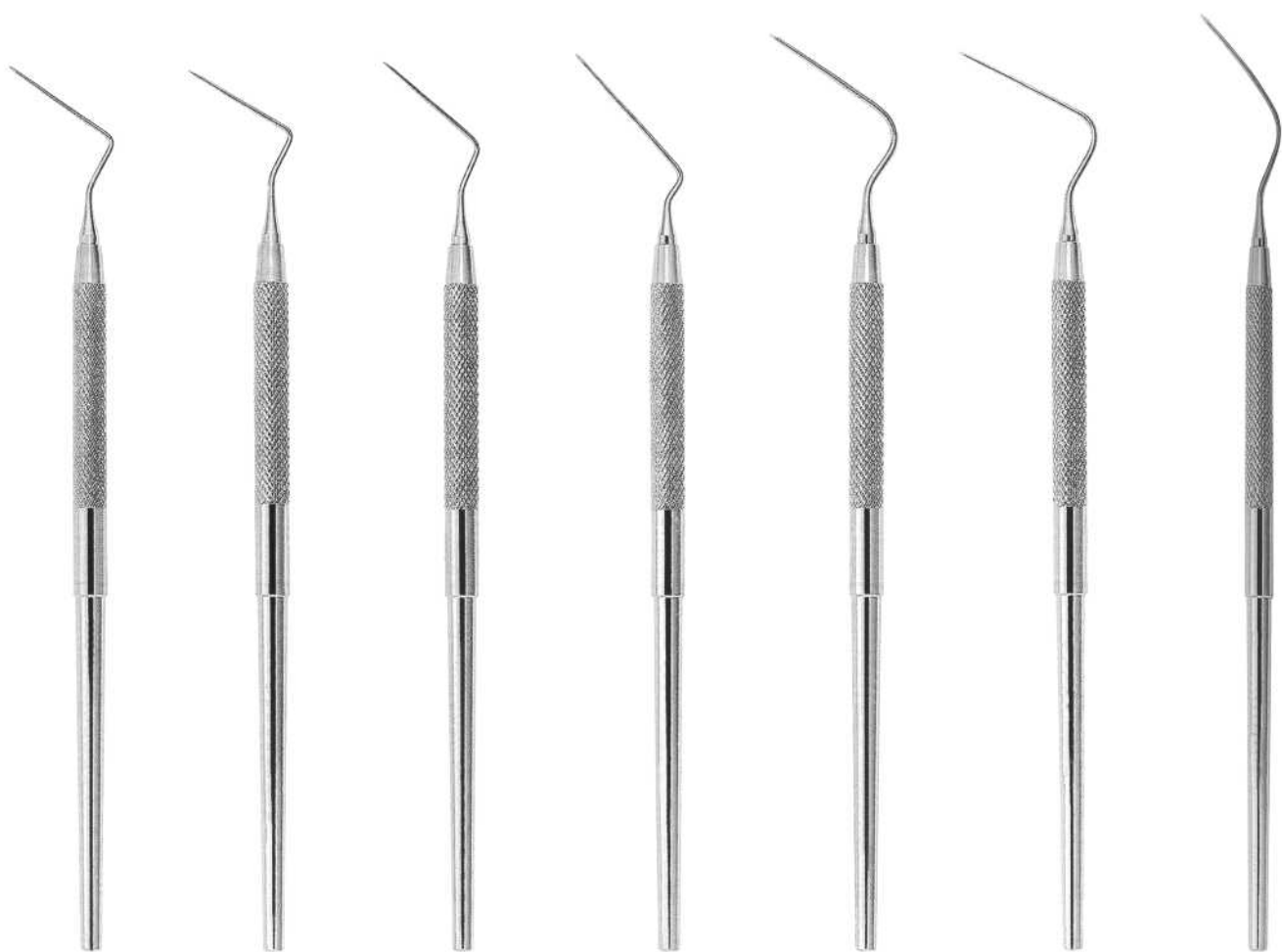
TS-1805
Fig 3
Rein



TS-1806
Fig 23/17



TS-1807
Fig 17



TS-1808
Fig.1
Spreader

TS-1809
Fig.2
Spreader

TS-1810
Fig.3
Spreader

TS-1811
Fig.4
Spreader

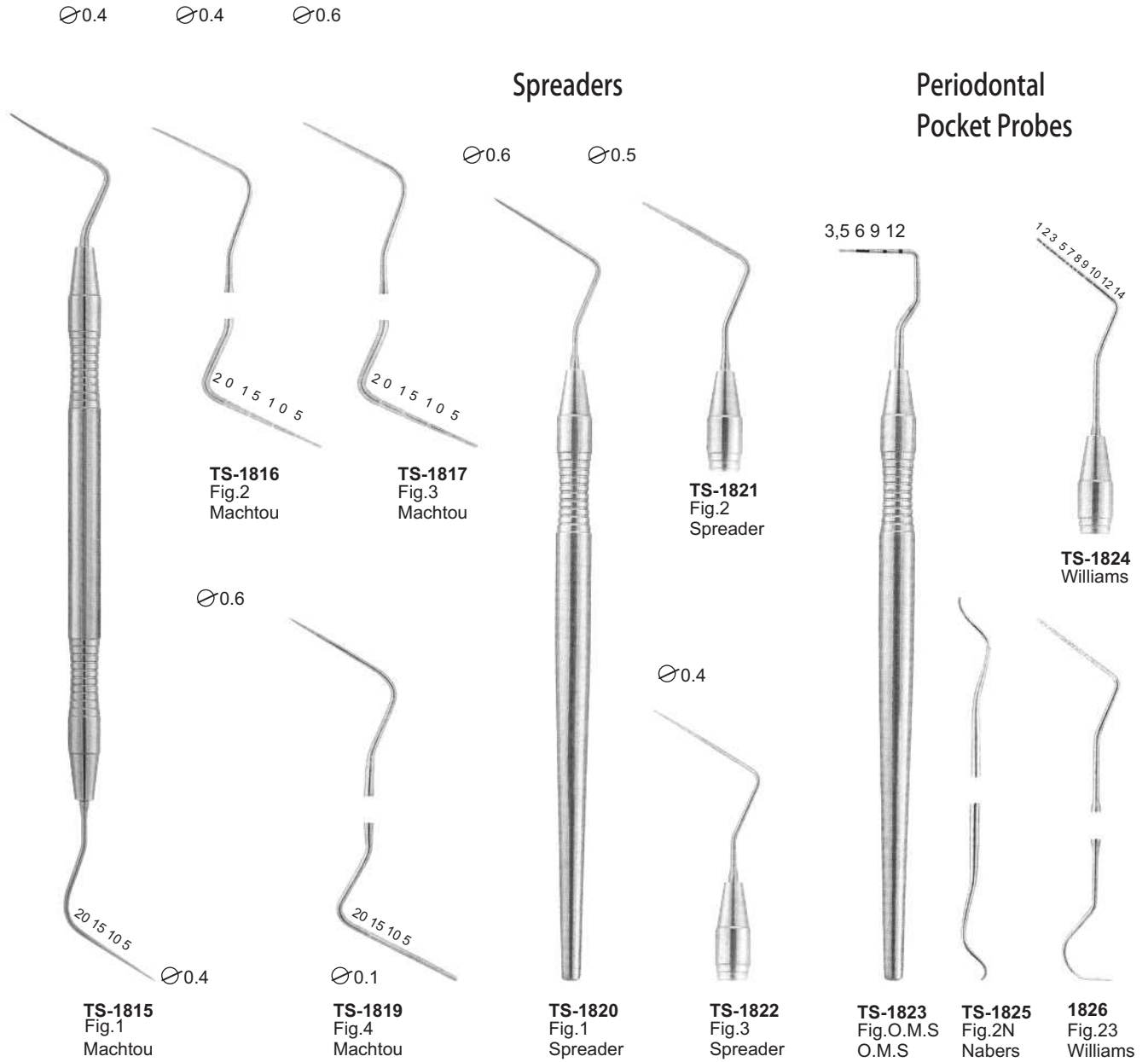
TS-1812
Fig.5
Spreader

TS-1813
Fig.6
Spreader

1814
Fig.7
Spreader

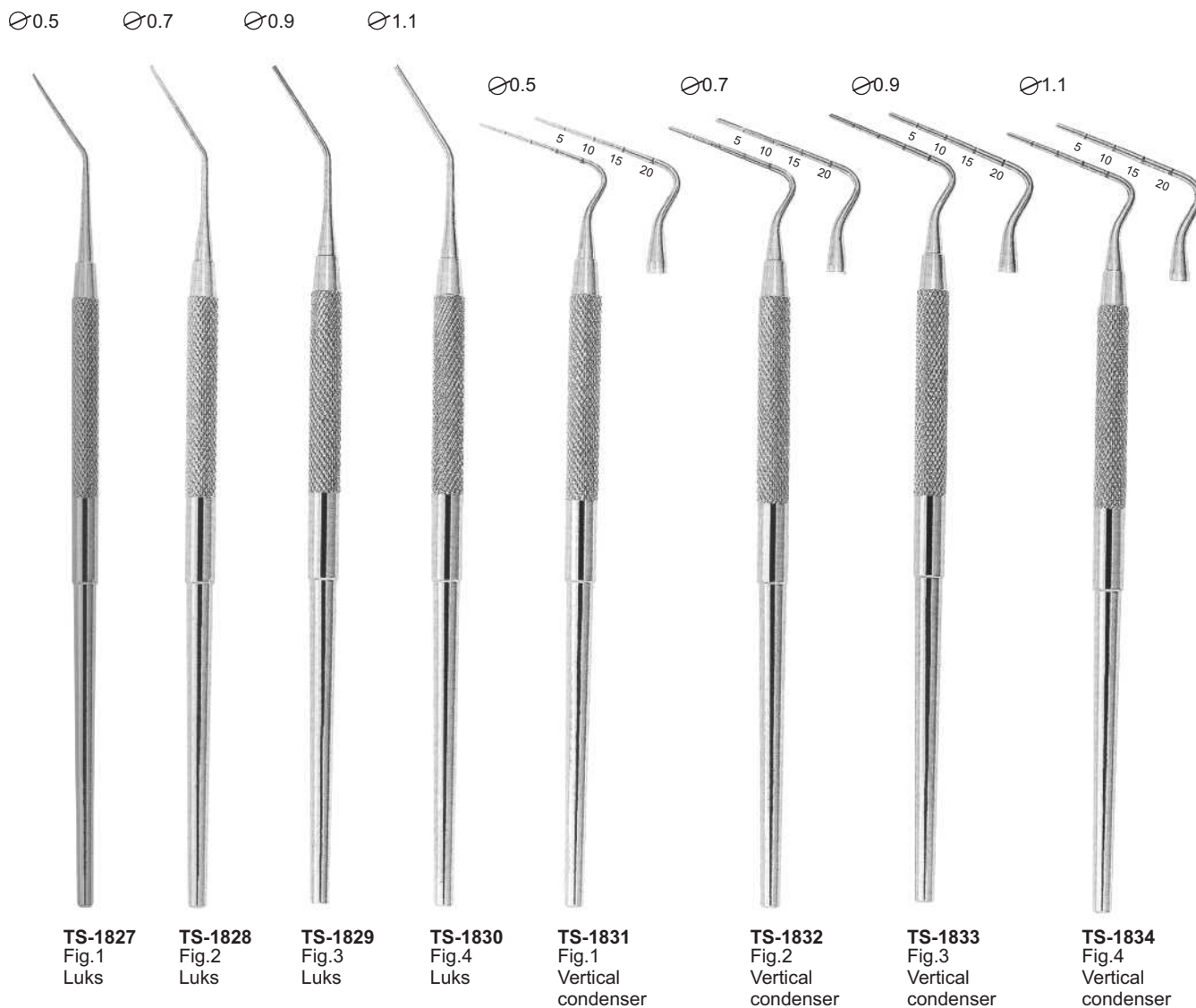


Double-Ended Root Canal
Explorers Plugger/Spreaders





Root-canal pluggers



Endodontic set

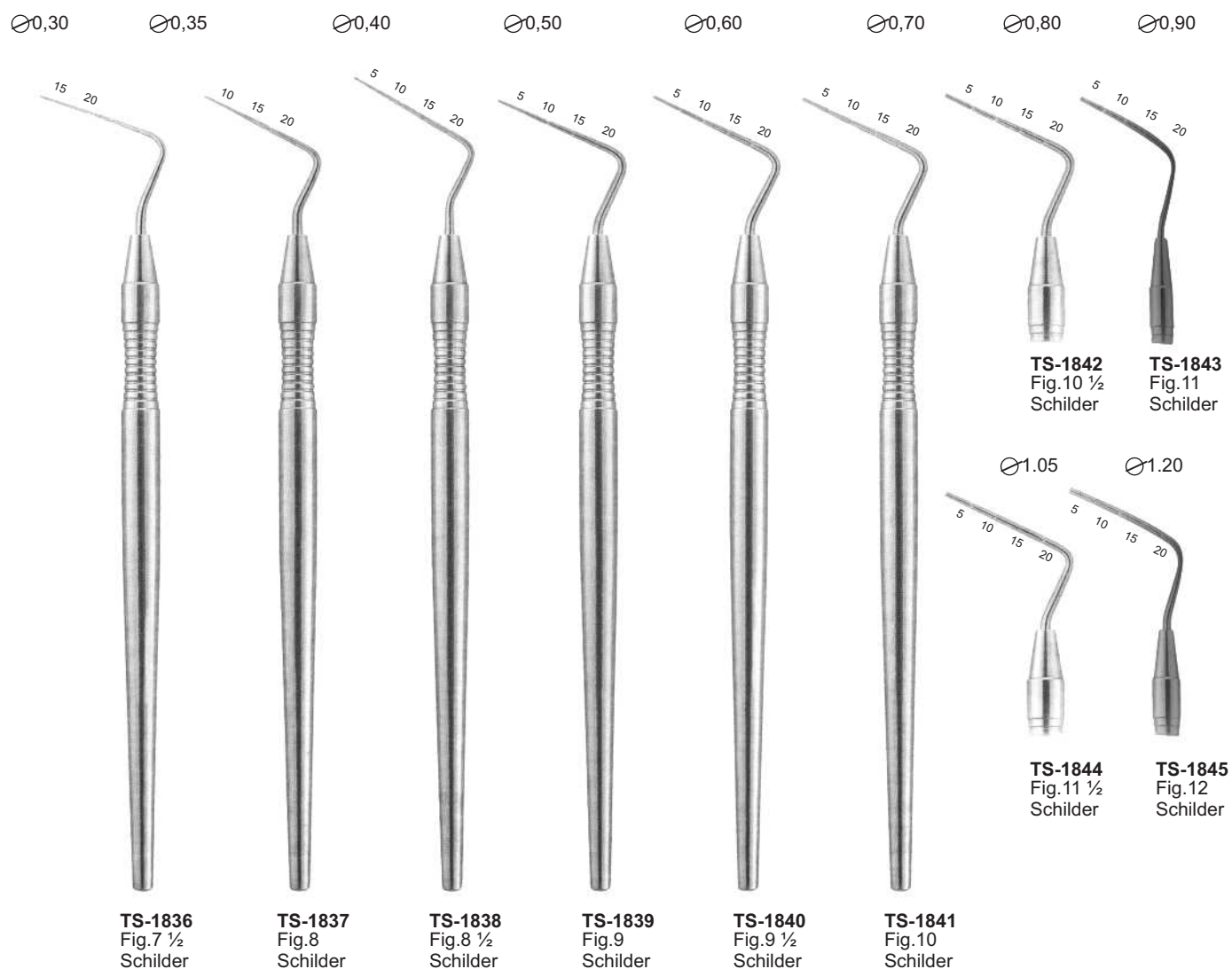


1835
Measuring Plate




Root-canal pluggers

Optimum Flexibility
Very Fine Points





Root-canal explorers




TS-1846
Fig.6/1

TS-1847
Fig.6/17

TS-1848
Fig.6/23

Root-canal excavators



TS-1849
Fig.31L

TS-1850
Fig.32L

1851
Fig.33L



1 mm



TS-1852
Fig 5

1.2 mm



TS-1853
Fig 14

1 mm



TS-1854
Fig 17

1.2 mm



TS-1855
Fig 18

1.6 mm



TS-1856
Fig 19

2 mm



1857
Fig 20



1 mm



TS-1858
ASH
Fig.243

1,4 mm



TS-1859
ASH
Fig.G2

0,8 mm



TS-1860
Fig.1

0,8 mm



TS-1861
Fig.2

1 mm



TS-1862
Fig.11

1 mm



TS-1863
Fig.12

1,2 mm



1864
Fig.21

1,2 mm



TS-1865
Fig.22

1,6 mm



TS-1866
Fig.31

1,6 mm



TS-1867
Fig.32

2 mm



TS-1868
Fig.41


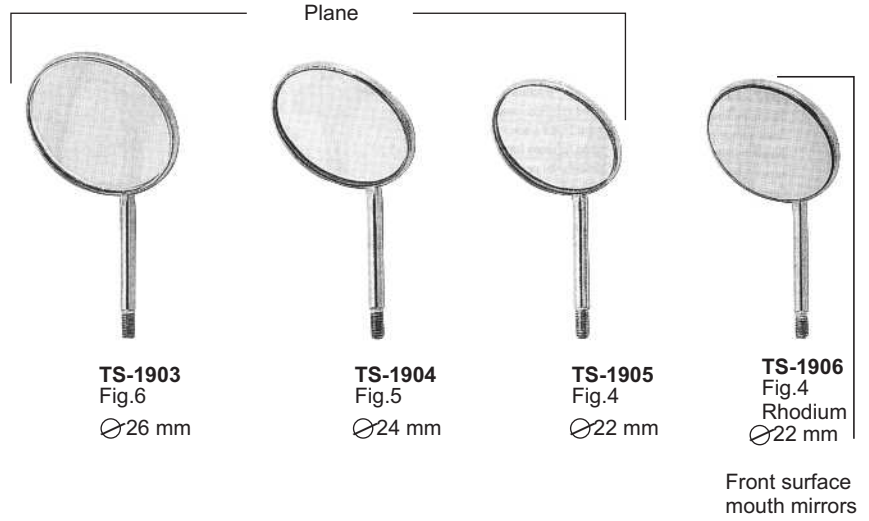

2 mm



1869
Fig.42



Handles for Mouth Mirrors and Mouth Mirrors





Handles for Mouth Mirrors and Mouth Mirrors



TS-1911



TS-1912



TS-1913



TS-1914

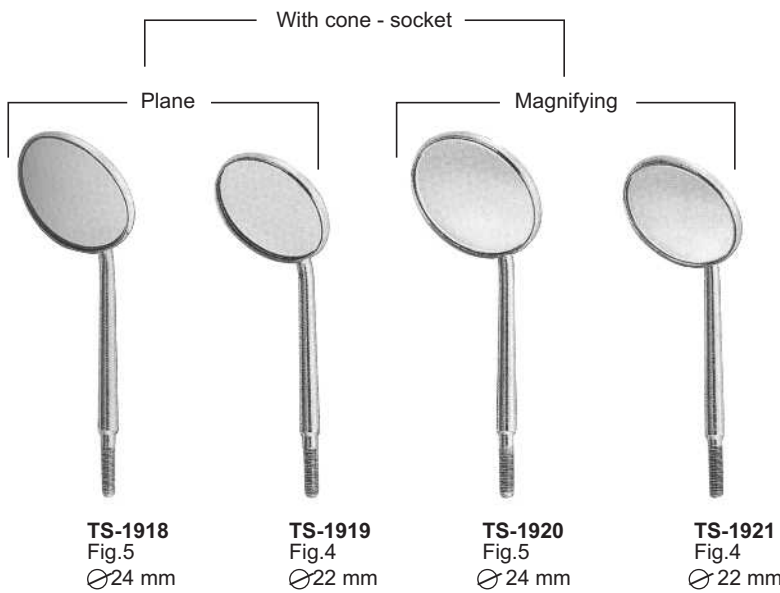


TS-1915



TS-1916
Parallelometer
mouth mirror

TS-1917
Parallelometer
mouth mirror
+ handle
code 2101



TS-1918
Fig.5
Ø24 mm

TS-1919
Fig.4
Ø22 mm

TS-1920
Fig.5
Ø24 mm

TS-1921
Fig.4
Ø22 mm



TS-1922
Cone - socket



TS-1923
Cone - socket



TS-1924
Cone - socket




TS-2000




TS-2001




TS-2002



TS-2003



TS-2004




TS-2005




TS-2006



TS-2007



TS-2008



TS-2009



TS-2010



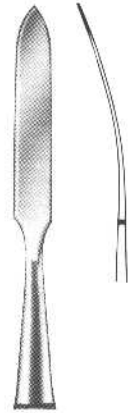
TS-2011



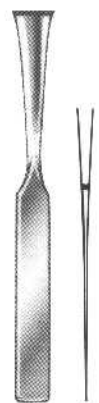
TS-2012



TS-2013



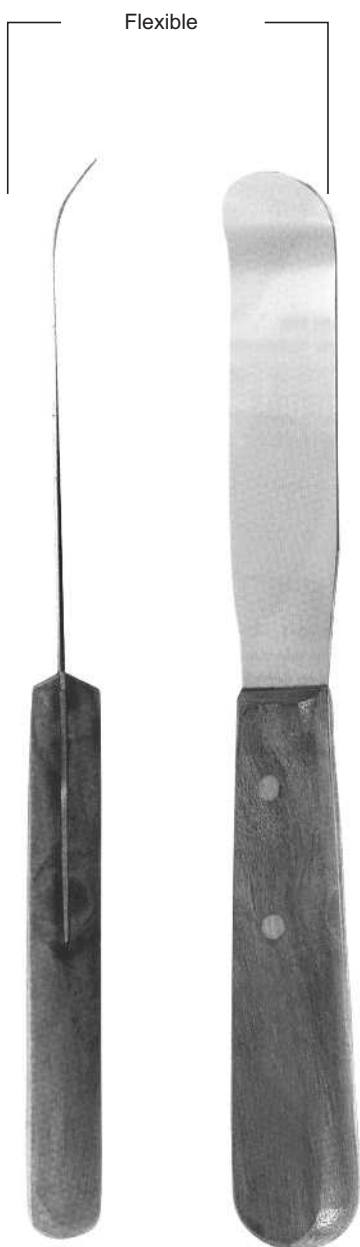
TS-2014







Spatulas for Plaster and Alginate



TS-2126
Fig. 7
19.5 cm



TS-2127
Fig. 8
20 cm

TS-2128
Fig. 9
22.5 cm



TS-2200
Mayo-Hegar
16 cm



TS-2201
Mayo-Hegar TC
16 cm



TS-2202
Mayo-Hegar
18 cm



TS-2203
Mayo-Hegar TC
18 cm



TS-2204
Mini-Ryder
18 cm



TS-2205
Mini-Ryder
15 cm



TS-2206
Derf
12 cm




TS-2207
Hegar-Baumgarther
14 cm



TS-2208
Crile-Wood
15 cm



TS-2209
Crile-Wood TC
15 cm



TS-2210
Adson
17.5 cm



TS-2211
Olsen-Hegar
14 cm



TS-2212
Baumgarther
14.5 cm



TS-2213
Gillies
16 cm



TS-2214
Gillies
16 cm



TS-2215
Hegar-Baumgarther
14 cm



TS-2216
Toennis
18 cm



TS-2217
Toennis
18 cm



TS-2218
Lichtenberg
17 cm



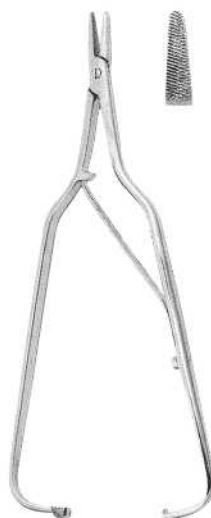
TS-2219
Lichtenberg
17 cm



TS-2220
Eiselberg-Mathieu
19.5 cm



TS-2221
Boynton
12 cm



TS-2222
Arruga
16 cm



TS-2223
Boynton
12 cm




TS-2224
Arruga
16 cm




TS-2225
Castroviejo
14 cm



TS-2226
Castroviejo
14 cm



TS-2227
Castroviejo
14/60 cm



TS-2228
Castroviejo
18 cm




TS-2229
Castroviejo
18 cm



TS-2230
Castroviejo
14 cm



TS-2231
Castroviejo
14 cm



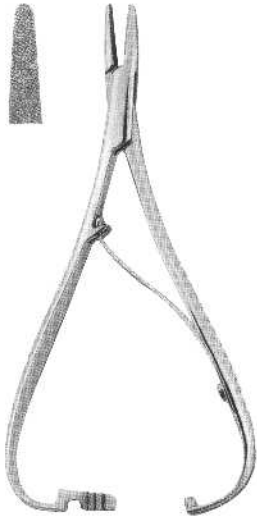
TS-2232
Castroviejo
14/60 cm



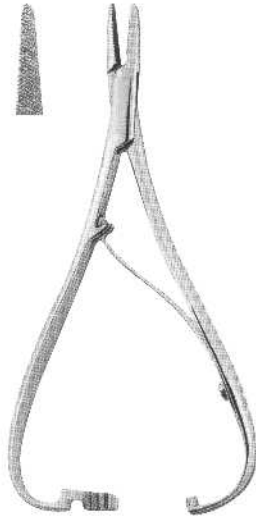
TS-2233
Castroviejo
18 cm



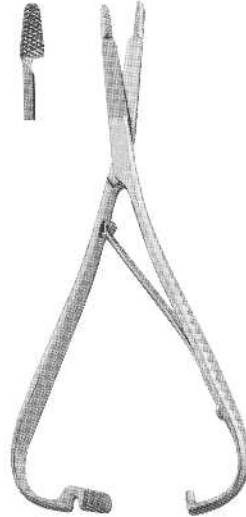
TS-2234
Castroviejo
18 cm



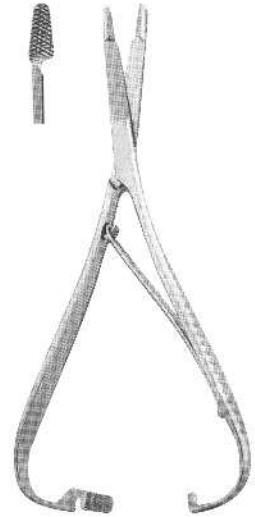
TS-2235
Mathieu
14 cm



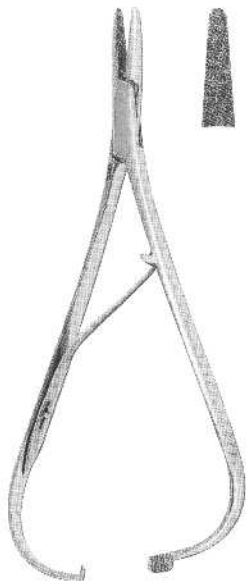
TS-2236
Mathieu
14 cm



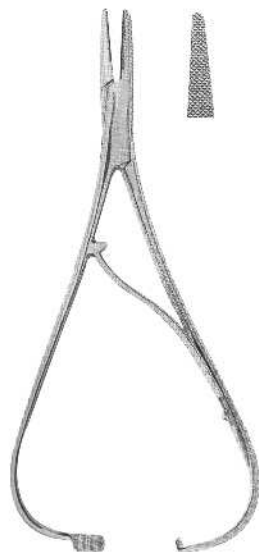
TS-2237
Mathieu
14 cm



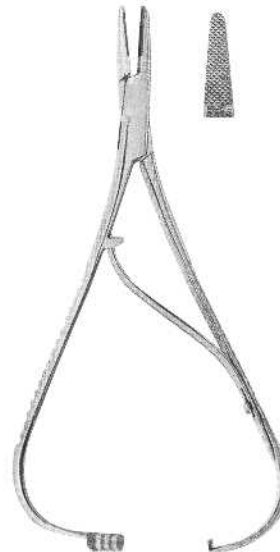
TS-2238
Mathieu
14 cm



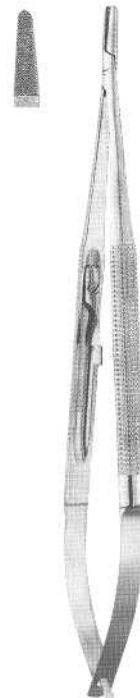
TS-2239
Mathieu
17 cm



TS-2240
Mathieu
17 cm




TS-2241
Mathieu
14 cm



TS-2242
Micro-Barraquer
18 cm



Needle Holders & Stainless Steel Saliva Ejectors



The tips have tungsten carbide inserts for better handling.



TS-2243
Mathieu
17 cm



TS-2244
Mathieu
17 cm



TS-2245
Micro-Barraquer
14 cm



TS-2246
Castroviejo
13 cm



TS-2247
Castroviejo-Barraquer
13 cm



TS-2248
Castroviejo
13 cm



TS-2249
Castroviejo
13 cm



TS-2251
18.03mm,cm



TS-2252
18.04mm,cm



TS-2253
18.05mm,cm



TS-2250
Fig.6FR
Fraizer
15.02mm,cm



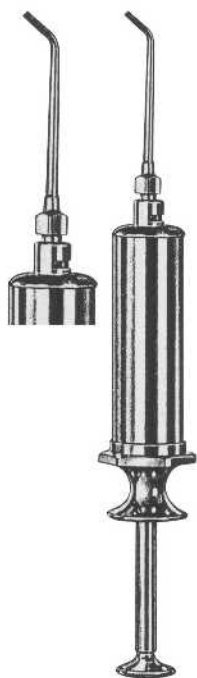
TS-2254
Fig.12FR
Fraizer
15.04mm,cm



TS-2255
Fig.10FR
Fraizer
15.03,3mm,cm



2256
Fig.8FR
Fraizer
15.02,7mm,cm



TS-2300
Water Syringe complete with
1 cannula (Lure-Lock)



TS-2301
Water Syringe complete with
1 cannula (Lure-Lock)



TS-2302
Metal water syringe, self-filling,
with 1 cannula (Lure-Lock)




TS-2303
Sparrel Barrel with
plunger suitable for
syringes




TS-2304
Cannula, only, with
Luer-Lock connector
suitable for syringes



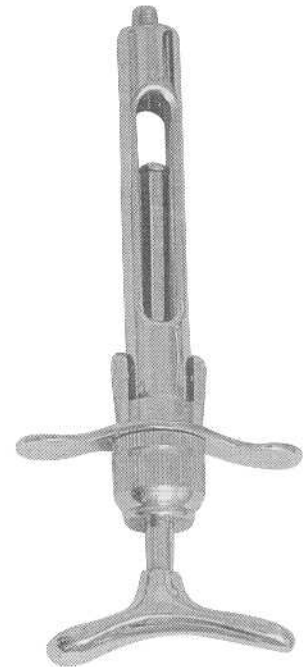
Syringes, Rulers, Band Adaptor, Position Gauge




TS-2305
Aspirating Syringe



TS-2306
Position Gauge



TS-2307
Breech Loading Syringe




TS-2308
Aspirating & Breech Syringe



TS-2309
Band Adaptor



TS-2310
Endo Finger Ruler
With Adjustable Slide



TS-2311
Aspirating Syringe



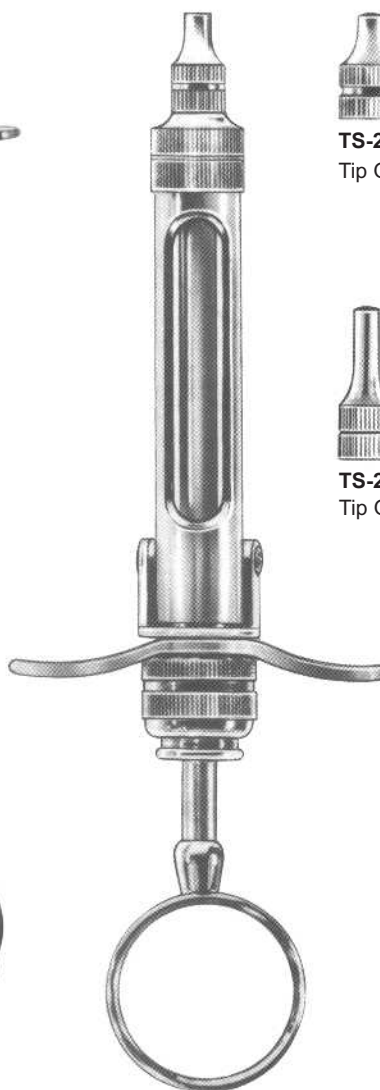
TS-2312



TS-2313



TS-2314



TS-2315 1,8 ml

TS-2316 2,2 ml
Cartridge Syringe complete
With 2 tips and without needles



TS-2317
Tip Only, short



TS-2318
Tip Only, long



TS-2319



TS-2320



TS-2321



Intra-Ligamental Syringes & Dental Syringes



TS-2322
Cork screw tip



TS-2323
Cork screw tip



TS-2324
Folding type, cork
screw tip



TS-2325
Folding type, cork
screw tip



TS-2326



TS-2327
Cork screw tip



TS-2328
Spare cap with
metric thread




TS-2329
With Whitworth
thread



TS-2330
autoclavable Plastic Protection sleeve



TS-2331
Brass syringe with stainless steel moving parts



TS-2332
Brass syringe with stainless
steel moving parts



Dental Tweezers



TS-2400
College
15 cm



smooth



TS-2401
College
15 cm



serrated



TS-2402
College
15 cm



smooth



TS-2403
College
15 cm



serrated



TS-2404
College
15 cm



smooth



TS-2405
College
15 cm



serrated



TS-2406
College
15 cm



smooth



TS-2407
College
15 cm



serrated



Dental Tweezers



smooth

TS-2408
Meriam
16 cm



serrated

TS-2409
Meriam
16 cm




smooth

TS-2410
Meriam
16 cm



serrated

TS-2411
Meriam
16 cm



smooth

TS-2412
Meriam
16 cm



serrated

TS-2413
Meriam
16 cm




smooth

TS-2414
Meriam
16 cm

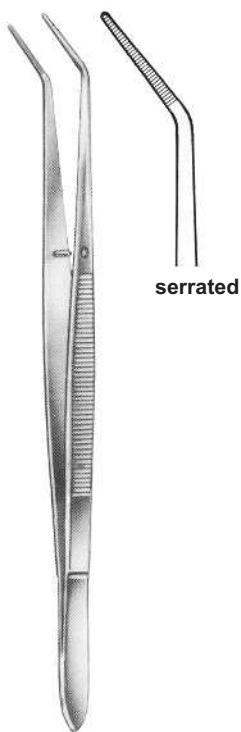


serrated

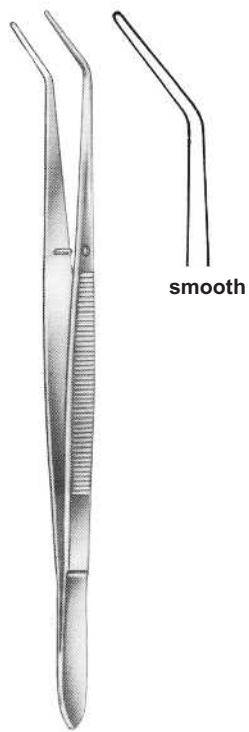
TS-2415
Meriam
16 cm




TS-2416
College
14.5 cm, 5³/₄"



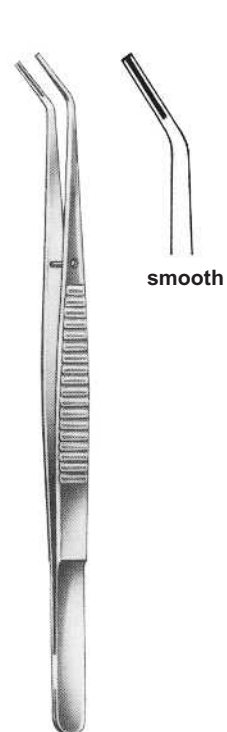
TS-2417
Flagg
16 cm, 6¹/₄"




TS-2418
Flagg
16 cm, 6¹/₄"



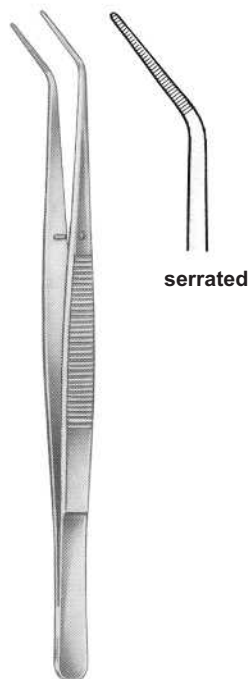
TS-2419
Landgraf
15 cm, 6"



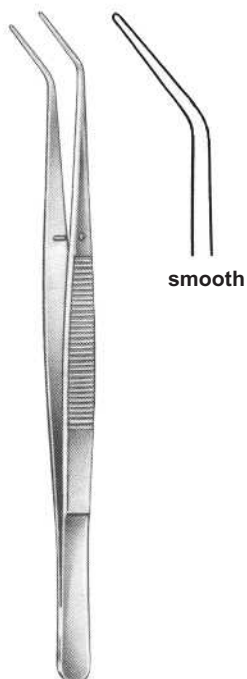
TS-2420
15,5 cm, 6¹/₈"



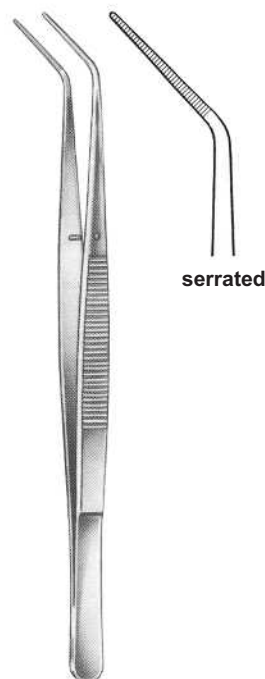
TS-2421
15.5 cm, 6¹/₈"



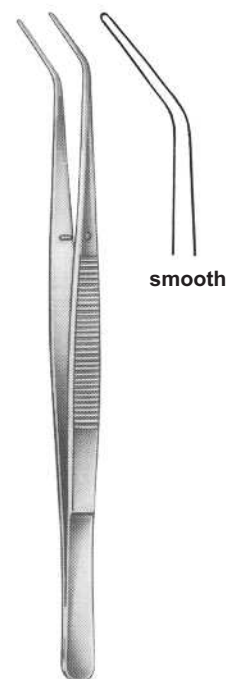
TS-2422
London-College
15 cm, 6"



TS-2423
London-College
15 cm, 6"



TS-2424
London-College
15 cm, 6"



TS-2425
London-College
15 cm, 6"



TS-2426
CK1
15 cm, 6"

TS-2427
CK2
15 cm, 6"

TS-2428
GF2
16 cm, 6 1/4"

TS-2429
Gf1
16 cm, 6 1/4"

TS-2430
Kopp
15.5 cm, 6 1/8"




TS-2431
Kopp
15.5 cm, 6 1/8"

TS-2432
15 cm, 6"

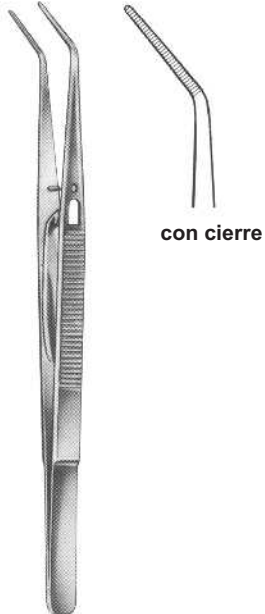
TS-2433
16.5 cm, 6 1/2"

TS-2434
15.5 cm, 6 1/8"

TS-2435
15.5 cm, 6 1/8"



TS-2436
London-College
15 cm, 6"



TS-2437
London-College
15 cm, 6"



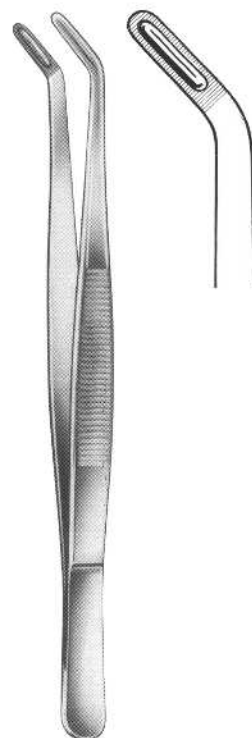
TS-2438
Meriam
16 cm, 6 1/4"




serrated




smooth



TS-2439
Allen
18 cm, 7 1/8"




TS-2440
Albrecht
16 cm, 6 1/4"



TS-2441
Albrecht
16 cm, 6 1/4"



TS-2442
16 cm, 6 1/4"



TS-2443
16 cm, 6 1/4"



TS-2444
16 cm, 6 1/4"



Rubber Dam Clamp Forceps



RUBBER DAM FRAME

TS-2500
Young
105x95 Inox

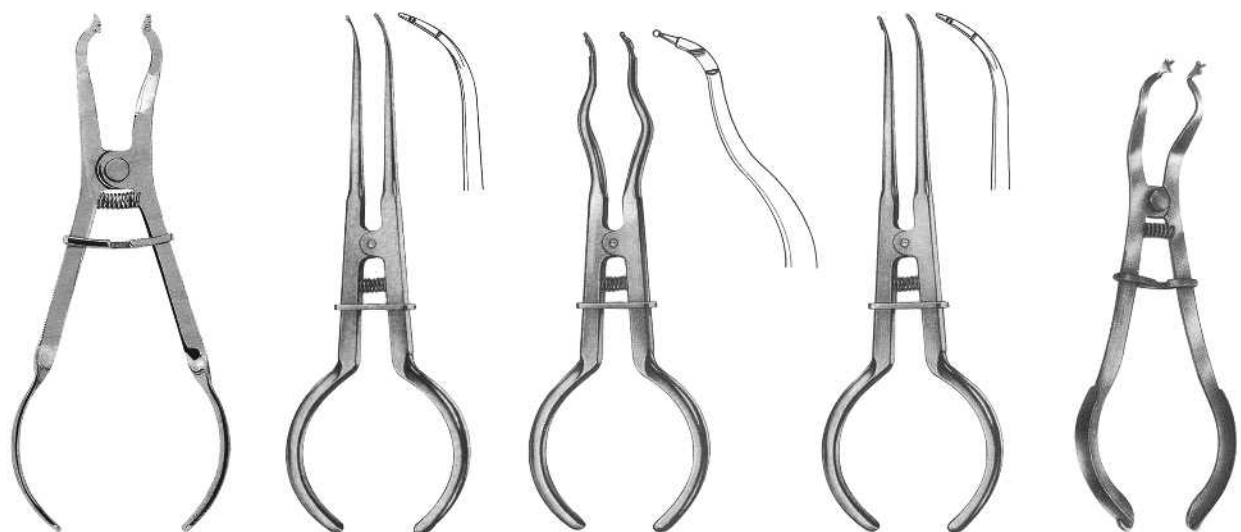
TS-2501
Ivory
160 mm

TS-2502
Ainsworth
170 mm

TS-2503
Ainsworth
170 mm

TS-2504
Mershan
140 mm

CLAMPS (PLIERS)



TS-2505
Ivory light weight
170 mm

TS-2506
Brewer
175 mm


TS-2507
Brewer
175 mm

TS-2508
White
175 mm


TS-2509
Ivory
170 mm



Anterior




TS-2510
Winged
Labial Clamp



TS-2511
Winged
Edged Labial Clamp



TS-2512
Winged
Cervical Clamp



TS-2513
Winged
Labial Clamp

Premolars



TS-2514 - 00
Winged




TS- 2515 0
Winged

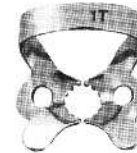


TS-2516 - WO
Wingless

For Small Teeth, Elongated or With Narrow Collars



TS-2517 - 1
Winged



TS-2518
Winged

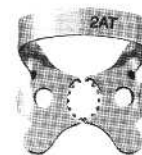


TS-2519
Wingless

For General Use With Adjustable Jaws According To Gingival Line Shapes



TS-2520
Winged



TS-2521
Edged, Winged

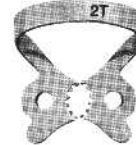


TS-2522
Wingless

For Premolars, With Elongated Collar



TS-2523
Winged



TS-2524
Edged, Winged



TS-2525
Wingless

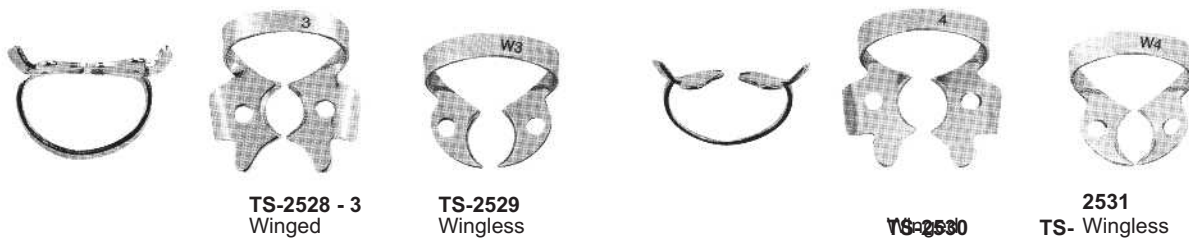
For Premolars, With Elongated Collar



TS-2526
Wingless



TS-2527
Wingless



TS-2528 - 3
Winged

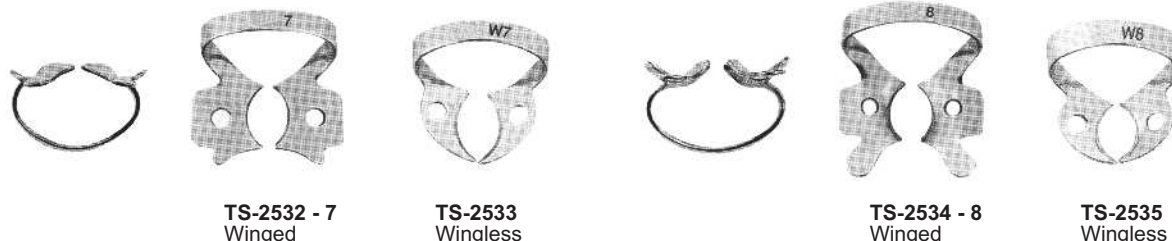
TS-2529
Wingless

TS-2530

2531
TS- Wingless

For Small Lower Molars

For Small Lower Molars With Round clamps



TS-2532 - 7
Winged

TS-2533
Wingless

TS-2534 - 8
Winged

TS-2535
Wingless

For Square Lower Molars

For Round Upper Molars



TS-2536 - 8A
Winged

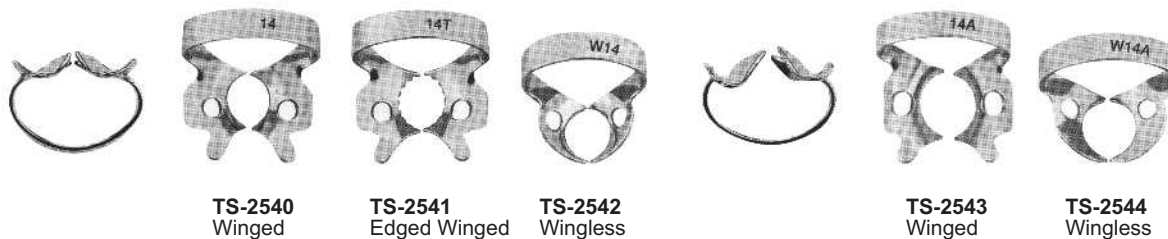
TS-2537
Wingless

TS-2538
Winged

TS-2539
Wingless

For Molar Roots

For Partially Broken Molars



TS-2540
Winged

TS-2541
Edged Winged

TS-2542
Wingless

TS-2543
Winged

TS-2544
Wingless

For Round Molars, Partially Broken, Undersized or Inclined



TS-2545
Wingless

TS-2246
Wingless

TS-2547
Winged

TS-2548
Winged



Matrix Retainers and Matrix Bands



2600
Ivory
63mm



TS-2601-1
Tofflemire-Universal



TS-2602
Tofflemire-Junior



TS-2603-3
Tofflemire-Senior



TS-2604
Ivory 8
5 mm



TS-2605
Ivory 8
6 mm



TS-2606
Ivory 8
7 mm



TS-2607
Ivory 8 N




TS-2608
Didner 8 P




TS-2610-7



TS-2611-8




TS-2612-9



TS-2613-10


For Molars and Premolars



TS-2614-11



TS-2615-12



TS-2616-13


TS-1750-5 mm x 100 cm
TS-1750-6 mm x 100 cm
TS-1750-7 mm x 100 cm




2609



TS-2617
Molar
Fig 7



TS-2618
Molar
Fig 8



TS-2619
Molar
Fig 9



TS-2620
Molar
Fig 10



TS-2621
Tofflemire



TS-2622
Tofflemire



TS-2623
Tofflemire



TS-2624
Bicuspid



TS-2625
Bicuspid



TS-2626
Bicuspid



TS-2627
Bicuspid



TS-2628
Bicuspid



TS-2629
Bicuspid



TS-2633



TS-2630
Molar



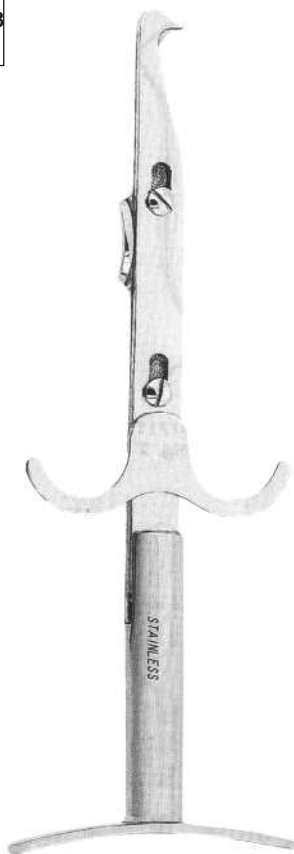

TS-2631
Molar




TS-2632
Molars



Dental Crown Removers

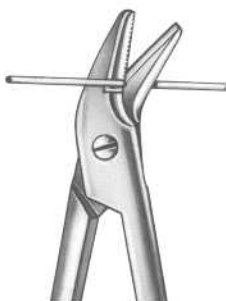


TS-2704
Crown Spreader, Crown Remove.
Special instrument for crown spreading
after separating, simple and safe
operation.





Universal "HM"
12 cm, 4 3/4"



TS-2709



TS-2710



TS-2711
Beebee
10,5 cm, 4 1/8"



TS-2712
Mershon



TS-2713
Morell



TS-2714
Morell



TS-2715
Morell



TS-2716
Morell



TS-2717
Treymann



TS-2718
Automatic Crown Remover
With 2 Points



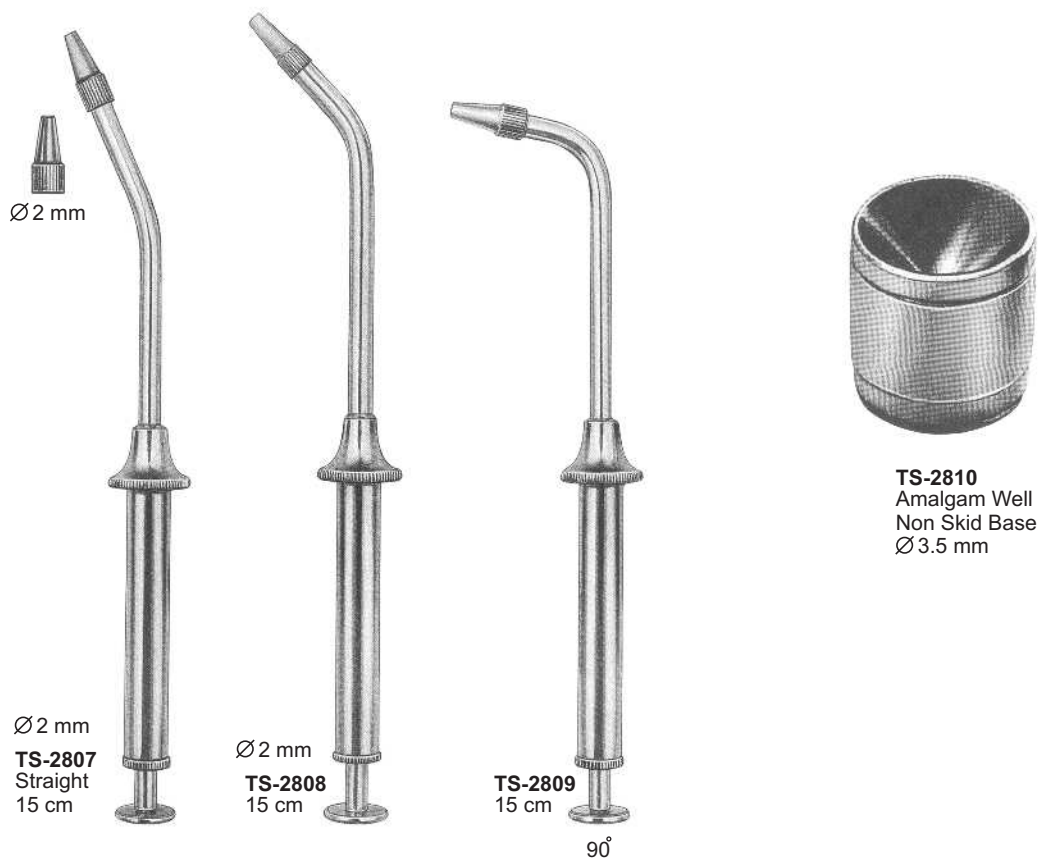
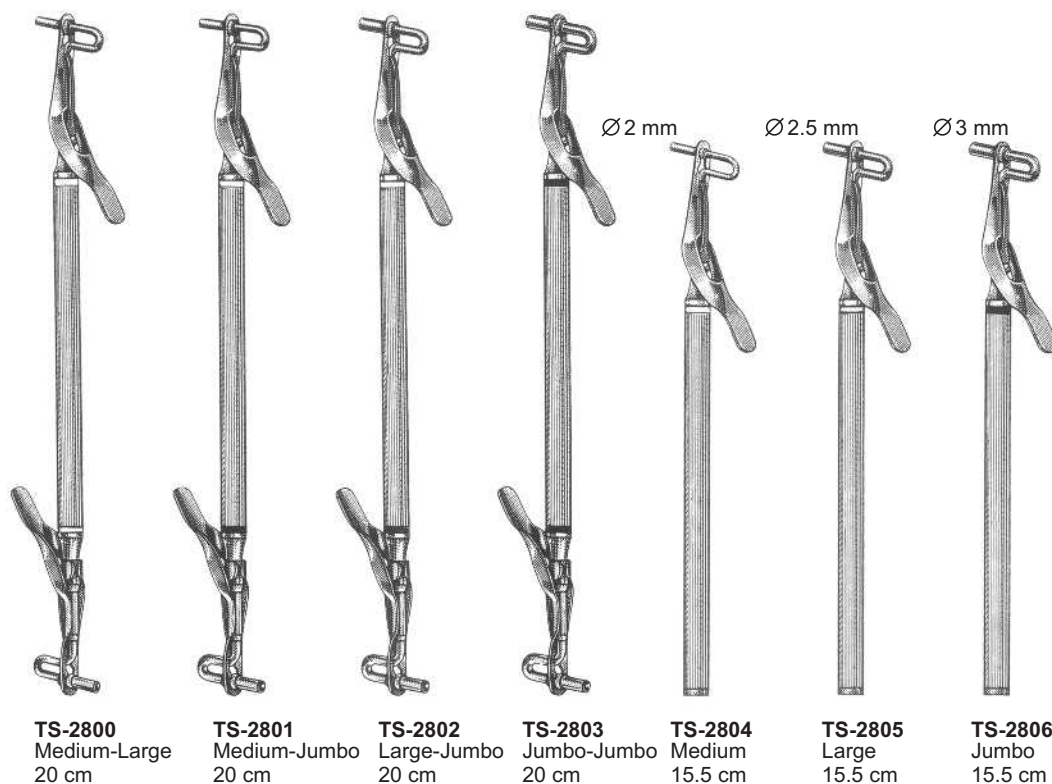
TS-2719



TS-2720



Amalgum Guns and Carriers





Copper Ring Removing Pliers, Paper Articulator Forceps

Copper ring removing pliers



TS-2900
Bohm
11,5 cm



TS-2901
Bohm
14,5 cm



TS-2902
Furrer
16 cm



TS-2903
Furrer
16 cm



TS-2904
Miller
15 cm



TS-2905
Miller
15 cm



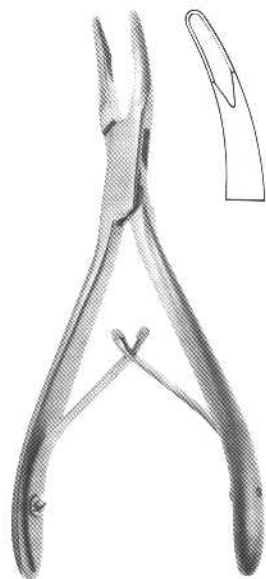
TS-2906
Kelly
14 cm



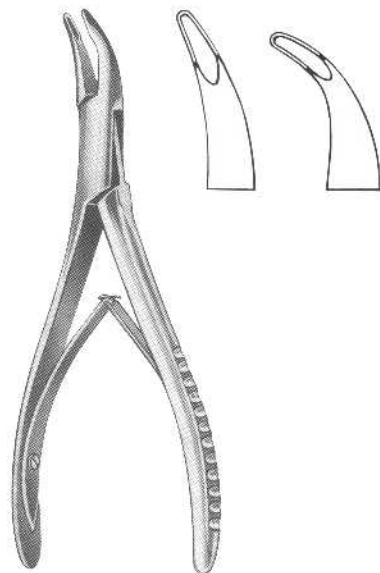
TS-2907
Halstead-Mosquito
12 cm



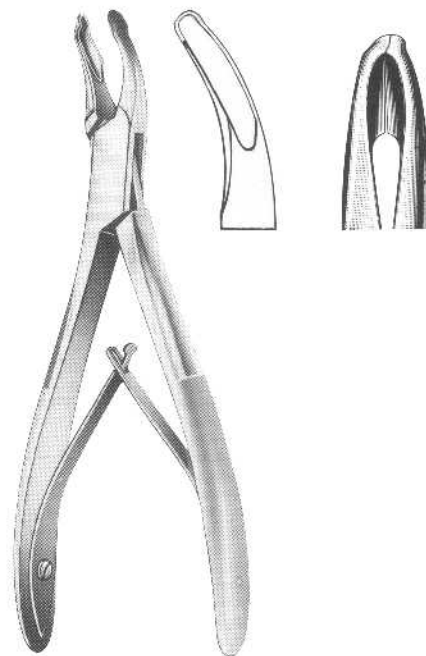
TS-2908
Micro-Mosquito
10 cm



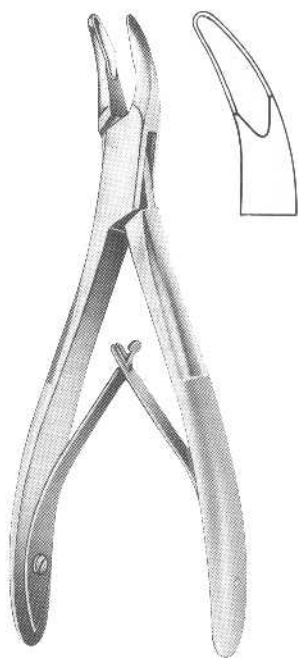
TS-3000
Friedmann
14 cm, 5 1/2"



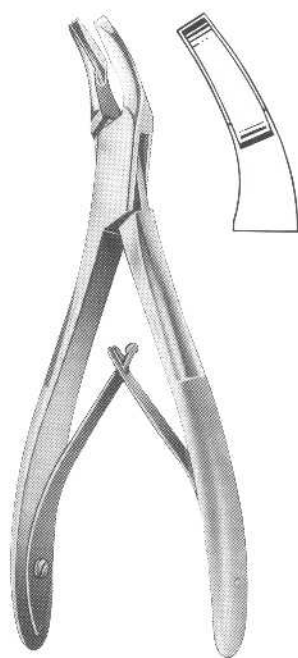
TS-3001
14 cm, 5 1/2"



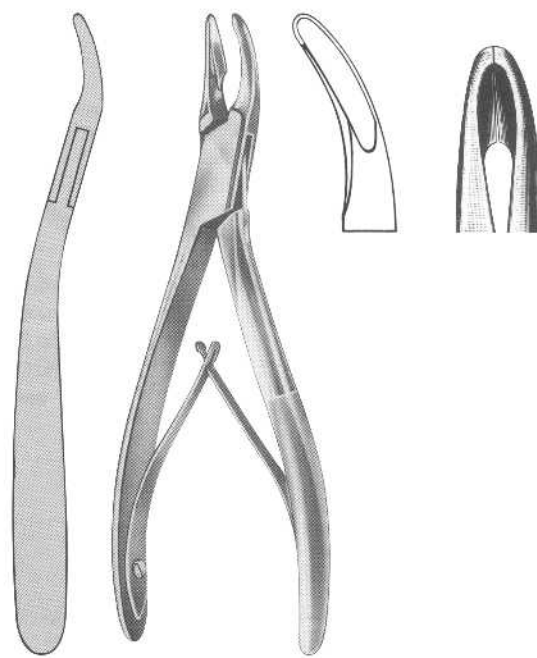
TS-3002
Mead
14 cm, 5 1/2"



TS-3003
Mead
14 cm, 5 1/2"



TS-3004
Mead
17 cm, 6 3/4"



TS-3005
Schell
17 cm, 6 3/4"



TS-3006
Luer
15 cm



TS-3007
Friedman
14 cm



TS-3008
Mini Friedman
12 cm



TS-3009
Goldman-Fax
10 cm




TS-3010
Blumenthal
15 cm



TS-3011
Blumenthal 45
14,5 cm




TS-3012
Blumenthal 90
14 cm



TS-3013
Bohler
15 cm



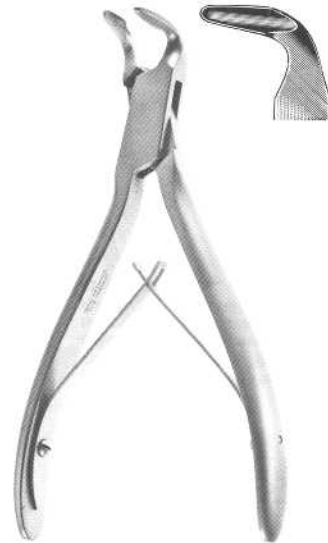
TS-3014
Kerrison
15 cm



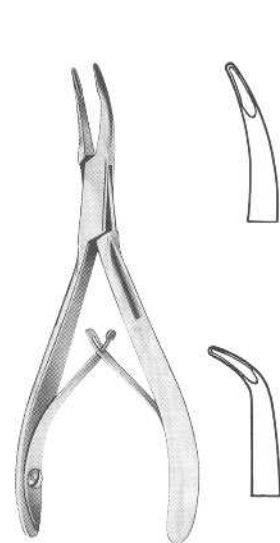
TS-3015
Blumenthal
16 cm, 6 1/4"



TS-3016
Blumenthal
16 cm, 6 1/4"



TS-3017
Blumenthal
16 cm, 6 1/4"



TS-3018
Kleinert-Kutz
14 cm, 5 1/2"



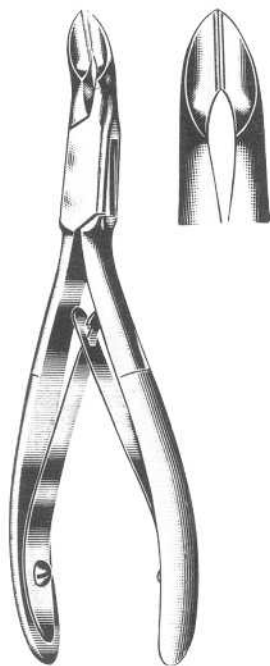
TS-3019
Ruskin-Mini
15 cm



TS-3020
Beyer
18 cm, 7 1/8"



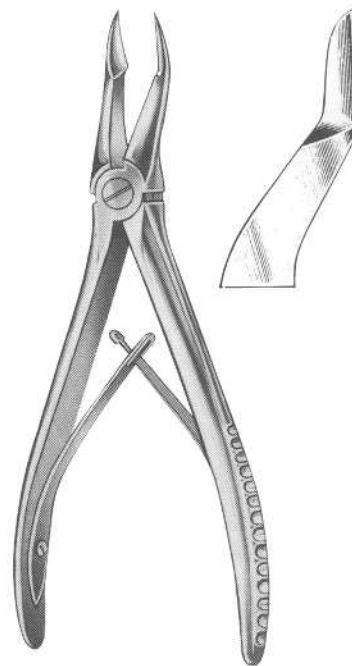
TS-3021
Zaufal-Jansen
18 cm, 7 1/8"



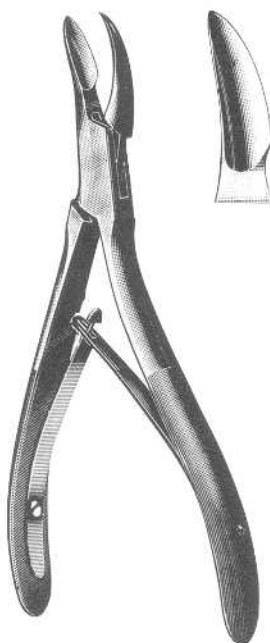
TS-3022
Niro
No. 5 S, 14 cm, 5 1/2"



TS-3023
Cleveland
No. 5 S, 17 cm, 6 3/4"



TS-3024
No. 18, 15 cm, 6"



TS-3025
Cleveland
16 cm, 6 1/4"



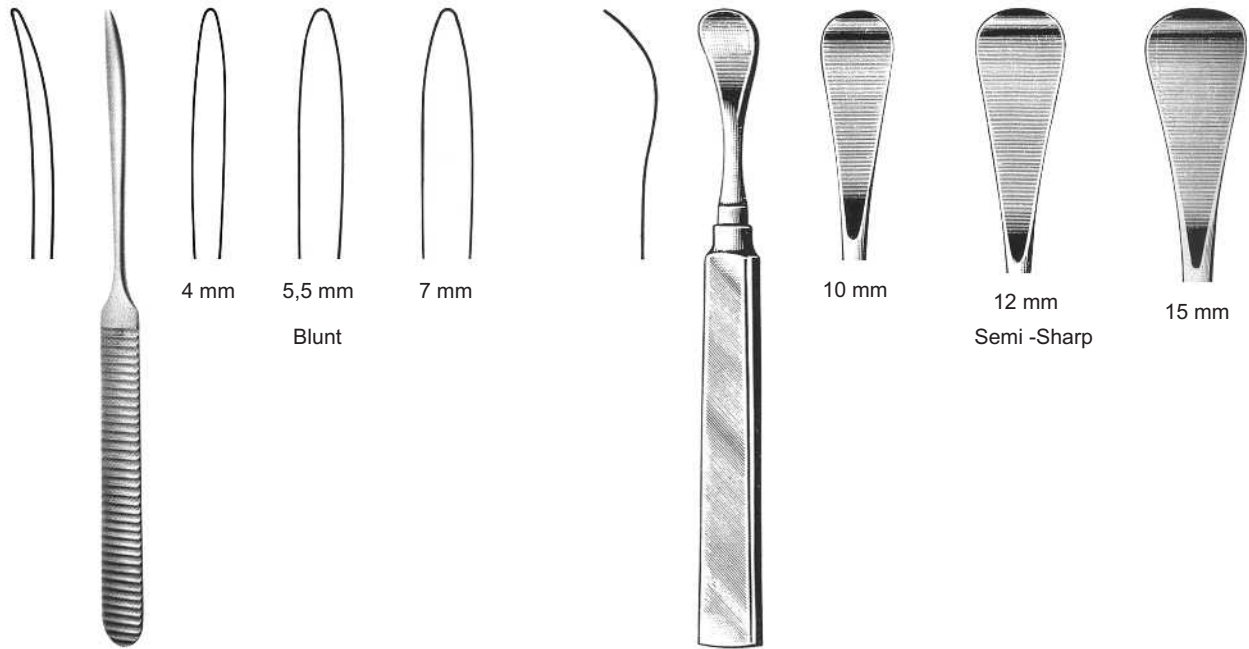
TS-3026
Gardner
16 cm, 6 1/4"



TS-3027
Liston-mini
15 cm, 6"

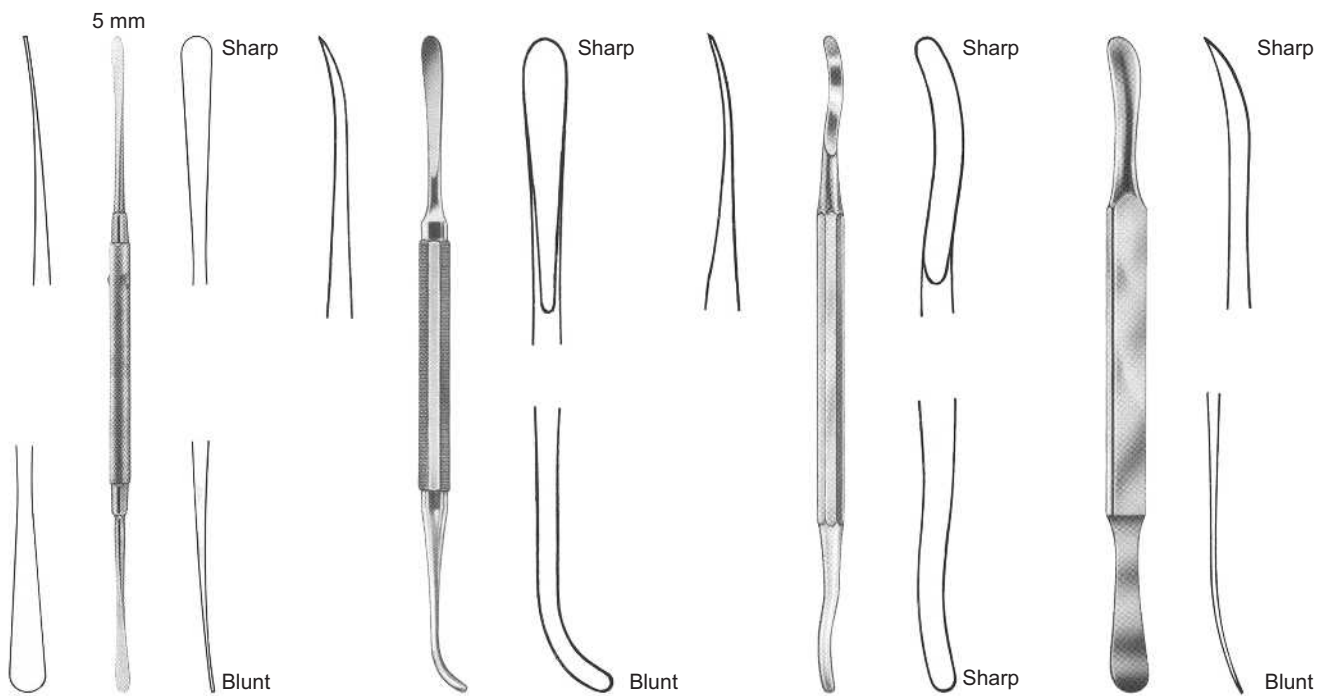


Bone Elevators



TS-3100
Williger
16 cm, 6 1/4"

TS-3101
Henahan
17 cm, 6 3/4"



TS-3102
Freer
19 cm, 7 1/2"

TS-3103
Bennet
17 cm, 6 3/4"

TS-3104
Seldin
19 cm, 7 1/2"

TS-3105
Seldin
19,5 cm, 7 3/4"



Bone Files and Chisels



Buckley
15 cm, 6"



TS-3106
No. 1
3mm



TS-3107
No. 2
4mm



TS-3108
No. 3
5mm



TS-3109
No. 4
4mm



TS-3110
No. 5
4mm



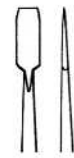
TS-3111
Killian
16 cm, 6 1/4" 5 mm



TS-3112
Killian-Claus
16 cm, 6 1/4" 5 mm



Obwegeser



TS-3113
2,5 mm



TS-3114
4 mm



TS-3115
Miller
No. 10C



TS-3116
Miller
No. 11C



TS-3117
Miller
No. 12C



TS-3118
Miller
No. 13C






Pinze per formare loops
Loops forming pliers




TS-3200
Adams

Adams pliers for bending wires up to 0,7mm. (.28").



TS-3201
Adams

Adams pliers for bending wires up to 0,7mm. (.28").



TS-3202
Adams

Tweed loop forming pliers. For forming loop in wires up to 0,56 mm. (.22").



TS-3203
Adams

Aderer three jaws bending pliers. For wires up to 0,7 mm. (.28").



TS-3204
Adams

Aderer three jaws bending pliers. For wires upto 0,7 mm. (.28").



Ligature Cutter Pliers



TS-3205

Micro-miniature light wire cutter. It cuts soft ligature wires. For use in caso of limited access. Caution: maximum cutting capacity: soft ligature wire up to 0,30 mm. (.012").




TS-3206

Wire cutter. For ligature wires and pins. It is strong enough to bend archwire ends after distal cutting. Maximum cutting capacity up to 0,56 x 0,7 mm. (.022" x .028").



TS-3207

Wire cutter. For ligature wires and pins. It is strong enough to bend archwire ends after distal cutting. Maximum cutting capacity: up to 0,9 mm. (.036").



TS-3208

Wire cutter. For ligature wires and pins. It is strong enough to bend archwire ends after distal cutting. Maximum cutting capacity: up to 1,5 mm. (.044").



Pinze per formare laboratorio
Laboratory pliers



TS-3209

Flat nose pliers with smooth beaks for bending wires up to 0,7 mm. (.028").



TS-3210

Bending wires up to 0,7 mm. (.028").



TS-3211

Bending wires up to 0,7 mm. (.028").



TS-3212

Bending wires up to 0,7 mm. (.028").



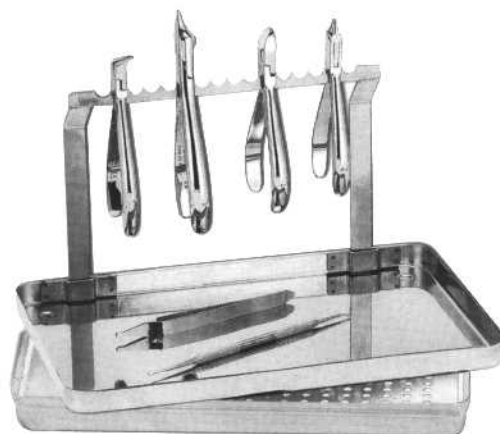
TS-3213
Nance

Nance loop closing pliers, for bending of stop loops and special for Adams' clasps. Wires up to 0,7 mm. (.028").



TS-3214
Nance

Universal pliers for bending wires up to 0,9 mm. (.035") or cutting up to 0,7 mm. (.028").



TS-3215

Stainless steel pliers tray standard dimensions



TS-3216
Universal

Universal pin roughening, cutting and bending pliers. For wires up to 0,9 mm. (.035"). Will cut wires up to 0,7 mm. (.028").



Utility and specialty pliers




TS-3217
Reynolds

Reynolds contouring pliers.



TS-3218
Reynolds

Lingual arch pliers used to form double and triple back bends in 0,7 mm (.028") or 0,9 mm (.035") wire for insertion in lingual sheaths.



TS-3219
Weingart

Weingart pliers with serrated points.



TS-3220
De La Rosa

De La Rosa arch forming pliers. Designed to form and contour arch wires on round or rectangular wire. The beak has grooves of 0,4 mm (.016"), 0,46 mm (.018") and 0,56 mm (.022").



TS-3221
De La Rosa

Arch forming pliers with a non grooved contouring surface the forming of precise arches.



TS-3222
Waldsachs

Waldsachs universal pliers for bending wires up to 1,0 mm. (.039") or cutting up to 0,7 mm. (.028").



TS-3223

Round and Concave pliers for loop forming and bending of thin round and square wires up to 0,5 mm. (.020").




Loop formare pliers



TS-3224
Tweed

Tweed loop Forming Pliers. For round or rectangular wires up to 0,56 x 0,7 mm. (.022" x .028"). Replaceable cylindrical beak with three sizes: 1,15 mm. (.045), 1,50 mm. (.059"), 1,90 mm. (.075"). Concave beak with slight parallel serrations, to keep the wire in proper position.



TS-3225
Tweed

Tweed Loop Forming Pliers. For making perfect Omega Loops with round or rectangular wires up to 0,56 x 0,7 mm. (.022" x .028"). The concave beak is exactly the same as pliers 5809-1



TS-3226
Tweed

Single diameter loop forming pliers. Wire up to 0,56 x 0,7 mm. (.022" x 0,28"). Replaceable concave beak has only one diameter section of 1,50 mm. (.059").





Distal end cutters



TS-3227

Distal end cutter -safety hold- a precision cutter designed for distal arch cutting in the patient's mouth. It cuts hard wires and holds the loose distal end preventing any damaging of oral tissue. Maximum cutting capacity rectangular wires up to 0,56 x 0,7 mm. (.022" x .020").



TS-3228



Micro- distal end cutter - safety hold-. Similar to 3227

D.B. bracket remover pliers



TS-3229

Direct bonding bracket remover (wide). The removal grip firmly for easy incisal-gingival (vertical) use or, if needed, for mesial-distal (horizontal) use with the same ease.



TS-3230


Direct bond attachment remover (angled). For removing all bonded attachments. May be used mesial-distal-horizontal) or incisal-gingival (vertical) in anterior areas. Angled perfectly for easy access to difficult posterior areas.




Bird beak pliers



TS-3231
Wire bending pliers. For wires up to 0,9 mm. (.036").




TS-3232
Bird Beak Angle pliers for bending round, square or rectangular wire up to 0,7 mm. (.028").



TS-3233
Double rounded jaw wire bending pliers. For wires up to 0,7 mm. (.028").



TS-3234
Bird beak pliers for bending round, square or rectangular wire up to 0,7 mm. (.028"). With cutter.



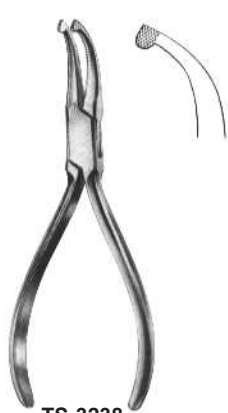
TS-3235
Double rounded jaw wire bending pliers. For wires up to 0,7 mm. (.028").



TS-3236
USA Model
125 mm



TS-3237
Waldron
125 mm



TS-3238
How
140 mm



TS-3239
How
145 mm



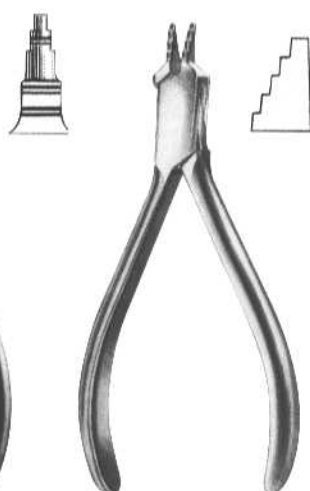
TS-3240
Adams
125 mm



TS-3241
Angle
125 mm



TS-3242
young
130 mm



TS-3243
Nance
130 mm



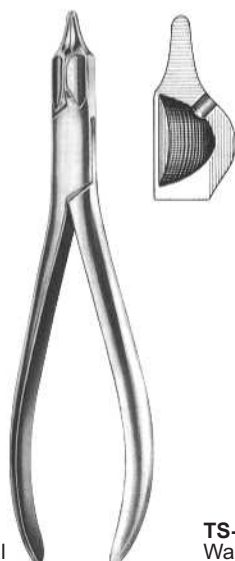
TS-3244
Weingart
140 mm



TS-3245
Johnson
130 mm



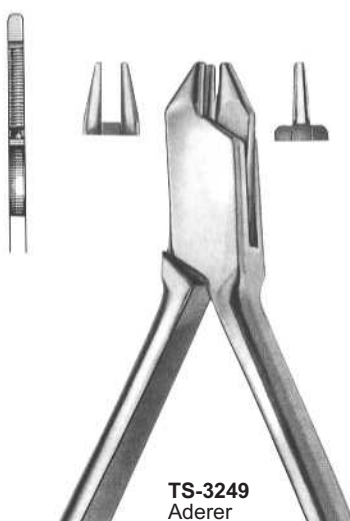
TS-3246
Mc Kellops
155 mm



TS-3247
Universal
150 mm



TS-3248
Waldsachs
155 mm



TS-3249
Aderer
125 mm



TS-3250
Nance
130 mm



Pliers For Orthodontics and Prosthetics



TS-3251
Langenbeck
140 mm



TS-3252
Langenbeck
130 mm



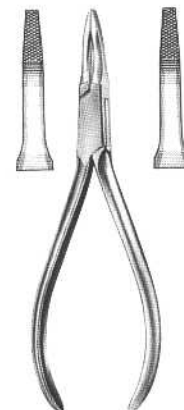
TS-3253
Langenbeck
130 mm



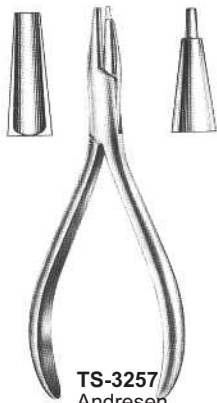
TS-3254
Peeso
125 mm



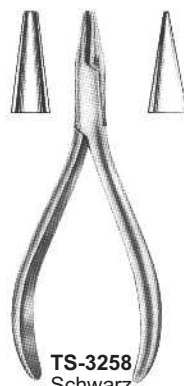
TS-3255
Goslee
125 mm



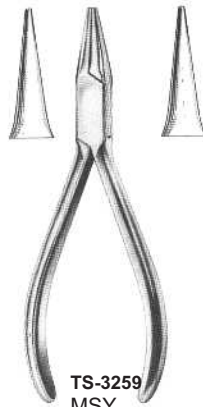
TS-3256
Fischer
140 mm



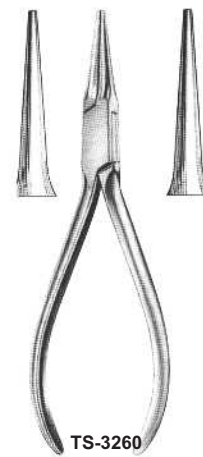
TS-3257
Andresen
130 mm



TS-3258
Schwarz
130 mm



TS-3259
MSY
130 mm



TS-3260
Langenbeck
125 mm



TS-3262



TS-3263



TS-3264



TS-3265



TS-3266



TS-3267



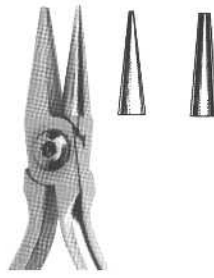
TS-3268



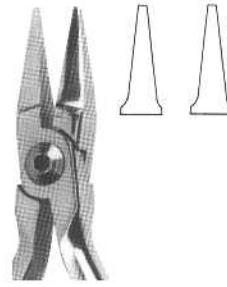
TS-3269



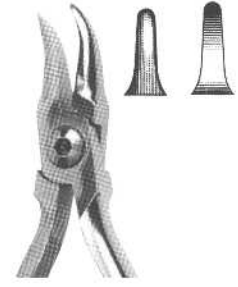
TS-3270



TS-3271



TS-3272



TS-3273



TS-3274



TS-3275



TS-3276



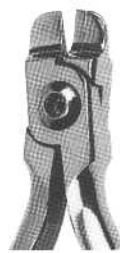
TS-3277



TS-3278



TS-3279



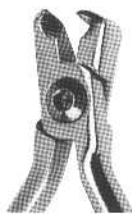
TS-3280



TS-3281



TS-3282




TS-3283



TS-3284



TS-3285



TS-3286



Stainless Steel Impression Trays

All Impression Trays Upper & Lower Type are available in S, M, L & XL Sizes



TS-3300
"HYDRO-LOCK"
stainless steel
water-cooled
impression trays
with retention rim.



TS-3301
"HYDRO-LOCK"
stainless steel
water-cooled impression
trays with retention rim.



TS-3302
"NEW SUPER"
stainless steel
impression trays
with retention rim.



TS-3303
"NEW SUPER" stainless
steel impression trays
with retention rim.



TS-3304
"ANATOMIC" solid
regular stainless
steel impression
trays without
retention rim.



TS-3305
"ANATOMIC" solid regular
stainless steel impression
trays without retention rim.



TS-3306
Perforated-total denture
stainless steel
impression trays with rim.



TS-3307
Perforated-total denture
stainless steel
impression trays with rim.



Stainless Steel Impression Trays

All Impression Trays Upper & Lower Type are available in S, M, L & XL Sizes



TS-3308
"PERMA-LOCK" solid regular stainless steel impression trays with retention rim.



TS-3309
"PERMA-LOCK" solid regular stainless steel impression trays with retention rim.



TS-3310



TS-3311



TS-3312



TS-3313



TS-3314



TS-3315



TS-3316
Set of six

PACKINGS



3317
Set of Eight



TS-3318
Solid stainless steel anterior depressed impression trays with retention rim.



TS-3319



TS-3320



TS-3321



TS-3322



TS-3323



TS-3324



TS-3325
Solid stainless steel anterior depressed impression trays with retention rim.



Stainless Steel Impression Trays

All Impression Trays Upper & Lower Type are available in S, M, L & XL Sizes



TS-3326
Fig. 0 per bambini - for children



TS-3327
For narrow toothed upper jaws



TS-3328
Fig. 0 per bambini - for children



TS-3329
For partially toothed upper jaws



TS-3330
For partially toothed lower jaws



TS-3331
For edentulous upper jaws



TS-3332
For edentulous lower jaws



Stainless Steel Impression Trays

All Impression Trays Upper & Lower Type are available in S, M, L & XL Sizes



TS-3333
Solid total denture stainless steel impression tray with rim.



TS-3334
Solid total denture stainless steel impression tray with rim.



TS-3335
"PERMA-LOCK" perforated regular stainless steel impression trays with retention rim.



TS-3336
"PERMA-LOCK" perforated regular stainless steel impression trays with retention rim.



TS-3337
Perforated stainless steel anterior depressed impression trays with retention rim.



TS-3338



TS-3339



TS-3340



TS-3341



TS-3342



TS-3343




TS-3344
Perforated stainless steel anterior depressed impression trays with retention rim.



TS-3345
Perforated stainless steel impression trays without retention rim for complete denture.



TS-3346
Perforated stainless steel impression trays without retention rim for complete denture.



TS-3400



3401



TS-3402




TS-3403



TS-3404



TS-3405



TS-3406




TS-3407



TS-3408



TS-3409



TS-3500
ENDODONTIC BOX



TS-3501
STERILIZING BOX
Available in dif. sizes
17x17x3 cm
20x10x4 cm
25x12x6 cm
30x14x6 cm



TS-3502
ENDO TRAY BOX



TS-3503
COTTON DISPENSER



TS-3504
ALCOHOL LAMP

Sterilizing Drums



TS-3505 Small



TS-3506 Medium



TS-3507 Large



Sterilizing Boxes



TS-3508



TS-3509



TS-3510

Sterilizing Boxes



TS-3511



TS-3512



TS-3513



TS-3514



TS-3515



TS-3516

FORCEP AND THERMOMETER JARS

COTTON DISPENSER



TS-3517
IRRIGATOR(Douch can)



TS-3518
MEASURING JUG



TS-3519
KIDNEY TRAY



TS-3520
FORCEP JAR



TS-3521
GALLIPOT WITH & WITHOUT LID



TS-3522
SPITTEN MUG



TS-3523
SPIRIT LAMP



TS-3524
Perforated Tray



TS-3525
Perforated Base



TS-3526
Solid Base



TS-3527
Instruments Tray



TS-3528
Instruments Tray



TS-3529
**Instruments Tray
(Perforated)**



TS-3530
**Instruments Tray Shallow
(Mayo)**



TS-3531
Scalers Tray



TS-3532
Cathetar Tray



Phone: +92-325-815800

Email: info@tabibsurgical.com

Web: www.tabibsurgical.com

Address: 4/329 Murray College Road Sialkot

